


TITAN

GRES FINE PROCELLANATO



TITAN

The word "TITAN" is written in a bold, white, sans-serif font. The letter 'A' is stylized with a white triangle inside it. Above the text is a horizontal bar composed of several colored segments: a thin brown line, a grey line, a white line, a light grey line, and a dark grey line.

GRES FINE PORCELLANATO
FINE PORCELAIN STONEWARE

Pag. 06

CORTEN

Pag. 12

ALUMINIUM

Pag. 18

PLATINUM

Pag. 24

INDIUM

Pag. 28

CEMENT

Pag. 34

CANYON

Pag. 38

CHALK

INDICE
INDEX

METALLO E CEMENTO, DUE ELEMENTI DECISI CHE DANNO VITA ALLA COLLEZIONE TITAN DI CENTURY.

LE INNUMEREVOLI COMBINAZIONI POSSIBILI CHE SI VENGONO A CREARE TRA FORMATI E MATERIE, CONFERISCONO AGLI AMBIENTI UN FASCINO METROPOLITANO CHE SI SPOSA ALLA PERFEZIONE CON LE MODERNE ESIGENZE PROGETTUALI.

TITAN ESPRIME IL MEGLIO DELLA PIÙ AVANZATA TECNOLOGIA CERAMICA FIRMATA CENTURY CON LE GRANDI LASTRE FIRE, CHE POSATE SU PAVIMENTI E RIVESTIMENTI, CREANO UN IMPAREGGIABILE EFFETTO ESTETICO DI CONTINUITÀ.

TITAN

GRES FINE PORCELLANATO
FINE PORCELAIN STONEWARE

METAL AND CEMENT, TWO POWERFUL MATERIALS THAT CREATE CENTURY'S TITAN COLLECTION.

THE MANY POSSIBLE COMBINATIONS BETWEEN SIZES AND MATERIALS GIVE SPACES A METROPOLITAN APPEAL THAT RESPONDS PERFECTLY TO CONTEMPORARY DESIGN REQUIREMENTS.

TITAN FIRE SLABS EXPRESS THE BEST OF CENTURY'S CUTTING-EDGE CERAMICS TECHNOLOGY. LAID ON FLOORS AND WALLS, THEY CREATE AN INCOMPARABLE AESTHETIC EFFECT OF CONTINUITY.

EFFETTO METALLO METAL EFFECT



ALUMINIUM



CORTEN



PLATINUM



INDIUM

EFFETTO CEMENTO CEMENT EFFECT



CEMENT




CANYON




CHALK


7 FORMATI 7 SIZES




160X320 CM
63"X126"




120X260 CM
47"X102"




120X120 CM
47"X47"



60X120 CM
24"X47"



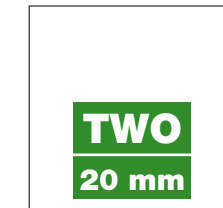
80X80 CM
31,5"X31,5"



60X60 CM
24"X24"



30X60 CM
12"X24"



80X80 CM
31,5"X31,5"



60X60 CM
24"X24"

2 SUPERFICI 2 SURFACES

GRIP NATURALE / NATURAL

1 BORDO 1 EDGE

RETTIFICATO / RECTIFIED




MATERIE DECISE CHE DANNO VITA A UNO SPAZIO MODERNO

*POWERFUL MATERIALS
THAT BREATHE LIFE
INTO CONTEMPORARY SPACES*

CORTEN



AMBIENTE REALIZZATO CON / SETTING REALIZED WITH:
FIRE CORTEN 120x260 cm 47"x102" . CORTEN 120x120 cm 47"x47"



CORTEN



ALUMINIUM

TITAN





AMBIENTE REALIZZATO CON / SETTING REALIZED WITH:
FIRE ALUMINIUM 120x260 cm 47"x102" . ALUMINIUM 120x120 cm 47"x47" . FIRE PLATINIUM 120x260 cm 47"x102"



AMBIENTE REALIZZATO CON / SETTING REALIZED WITH:
ALUMINIUM 120x120 cm 47"x47" - FIRE PLATINUM 120x260 cm 47"x102"


ALUMINIUM

TITAN

L'INTENSITÀ DEI
PRODOTTI ESALTATA
DAI GRANDI FORMATI


*THE INTENSITY OF THE PRODUCTS
ENHANCED BY THE BIG SLABS*

PLATINUM





AMBIENTE REALIZZATO CON / SETTING REALIZED WITH:
FIRE PLATINUM 120x260 cm 47"x102" . PLATINUM 120x120 cm 47"x47"



PLATINUM

TITAN

INDIUM




AMBIENTE REALIZZATO CON / SETTING REALIZED WITH:
FIRE INDIUM 120x260 cm 47"x102" . **INDIUM 120x120 cm 47"x47"**





INDIUM



TONALITÀ AVVOLGENTI PER MOMENTI DI PURO RELAX

*WARM COLOURS
FOR PURE RELAXATION*

CEMENT



TITAN



AMBIENTE REALIZZATO CON / SETTING REALIZED WITH:
CEMENT 80x80 cm 31,5"x31,5" . **TWO CEMENT 80x80 cm 31,5"x31,5"**
FIRE CEMENT 120x260 cm 47"x102" . **FIRE ALUMINIUM 120x260 cm 47"x102"**
PEZZI SPECIALI POOLS&WELLNESS . POOLS&WELLNESS SPECIAL PIECES



CEMENT


AMBIENTE REALIZZATO CON / SETTING REALIZED WITH:
TWO CEMENT 80x80cm 31,5"x31,5" . **FIRE CEMENT 120x260 cm 47"x102"**
FIRE ALUMINIUM 120x260 cm 47"x102"

TITAN

CANYON

AMBIENTE REALIZZATO CON / SETTING REALIZED WITH:
CANYON 120x120 cm 47"x47" - **DECORO CORTEN 20x60 cm 8"x24"**





CANYON



TITAN

TITAN È UNIONE TRA ELEGANZA E ESSENZIALITÀ

*TITAN BLENDS
STYLE AND ESSENTIALITY*

CHALK



AMBIENTE REALIZZATO CON / SETTING REALIZED WITH:
CHALK 60x120 cm 24"x47"



CHALK

CORTEN

ALUMINIUM

PLATINUM

INDIUM

CEMENT

CANYON


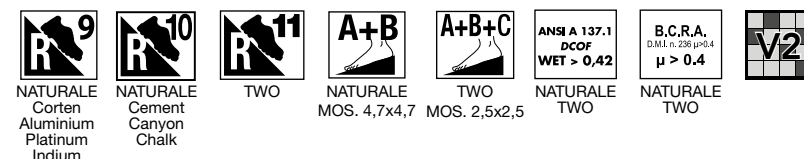
CHALK

TITAN

GRES FINE PORCELLANATO
FINE PORCELAIN STONEWARE

TITAN

GRES FINE PORCELLANATO
FINE PORCELAIN STONEWARE



* **160x320 cm . 63"x126"** \downarrow 12 mm
106125 CORTEN nat. rett.
106126 ALUMINIUM nat. rett.
■ 204

* Disponibile su richiesta e per lotti minimi di produzione
Available on demand for minimum production batches



160x320 cm . 63"x126"
107326 DECORO LIFE
● 350



160x320 cm . 63"x126"
107325 DECORO SKYLINE
● 350




120x260 cm . 47"x102" \downarrow 7 mm
107220 CORTEN nat. rett. 107224 CEMENT nat. rett.
107221 ALUMINIUM nat. rett. 107225 CANYON nat. rett.
107222 PLATINUM nat. rett. 107226 CHALK nat. rett.
107223 INDIUM nat. rett.
■ 187



120x260 cm . 47"x102"
107328 DECORO LIFE
● 300




120x260 cm . 47"x102"
107327 DECORO SKYLINE
● 300



120x120 cm . 47"x47" \downarrow 9 mm
106240 CORTEN nat. rett.
106241 ALUMINIUM nat. rett.
107216 PLATINUM nat. rett.
107217 INDIUM nat. rett.
106244 CEMENT nat. rett.
107218 CANYON nat. rett.
107219 CHALK nat. rett.
■ 166




60x120 cm . 24"x47" \downarrow 9 mm
106631 CORTEN nat. rett.
106630 ALUMINIUM nat. rett.
106632 PLATINUM nat. rett.
106633 INDIUM nat. rett.
106627 CEMENT nat. rett.
106628 CANYON nat. rett.
106629 CHALK nat. rett.
■ 117



80x80 cm . 31,5"x31,5" \downarrow 9 mm
107227 CORTEN nat. rett.
107228 ALUMINIUM nat. rett.
107229 PLATINUM nat. rett.
107230 INDIUM nat. rett.
107231 CEMENT nat. rett.
107232 CANYON nat. rett.
107234 CHALK nat. rett.
■ 117



60x60 cm . 24"x24" \downarrow 9 mm
107235 CORTEN nat. rett.
107236 ALUMINIUM nat. rett.
107237 PLATINUM nat. rett.
107238 INDIUM nat. rett.
107239 CEMENT nat. rett.
107240 CANYON nat. rett.
107241 CHALK nat. rett.
■ 100




30x60 cm . 12"x24" \downarrow 9 mm
107242 CORTEN nat. rett.
107243 ALUMINIUM nat. rett.
107244 PLATINUM nat. rett.
107245 INDIUM nat. rett.
107246 CEMENT nat. rett.
107247 CANYON nat. rett.
107248 CHALK nat. rett.
■ 83

DECORI
DECORS




20x60 cm . 8"x24"
DECORO
TITAN
109017 dec. ALUMINIUM
109018 dec. CORTEN
109019 dec. INDIUM
109020 dec. PLATINUM
■ 152

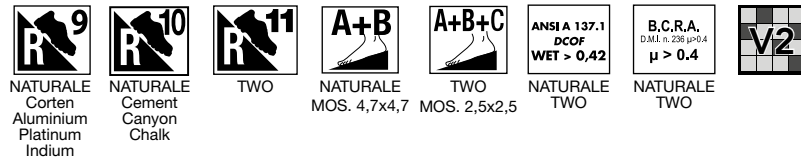
TWO 20 mm



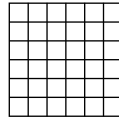
80x80 cm . 31,5"x31,5" \downarrow 20 mm
107685 CEMENT grip rett.
107686 CANYON grip rett.
■ 174



60x60 cm . 24"x24" \downarrow 20 mm
107295 CEMENT grip rett.
107296 CANYON grip rett.
■ 157




MOSAICI
MOSAICS



4,7x4,7 cm . 1,8"x1,8"
MOSAICO SU RETE
30x30 cm . 12"x12"

- 107249 CORTEN
- 107250 ALUMINIUM
- 107251 PLATINUM
- 107252 INDIUM
- 107253 CEMENT
- 107254 CANYON
- 107255 CHALK

■ 189

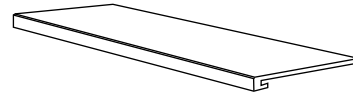


2,5x2,5 cm . 1"x1"
MOSAICO SU FOGLIO
30x30 cm . 12"x12"

- 108372 CORTEN
- 108373 ALUMINIUM
- 108374 PLATINUM
- 108375 INDIUM
- 108376 CEMENT
- 108377 CANYON
- 108378 CHALK

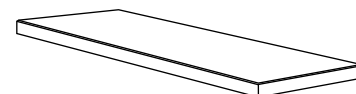
■ 199

PEZZI SPECIALI
SPECIAL PIECES



33x120 cm . 13"x47"
GRADONE COSTA RETTA

● 210



33x120 cm . 13"x47"
GRADONE ANGOLARE COSTA RETTA DX/SX

● 223



30x60 cm . 12"x24"
GRADINO nat. rett.

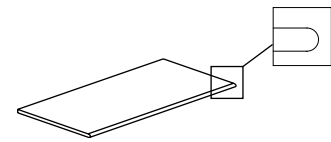
● 61



5,4x60 cm . 2"x24"
BATTISCOPA nat.

● 13

TWO 20 mm PEZZI SPECIALI . SPECIAL PIECES

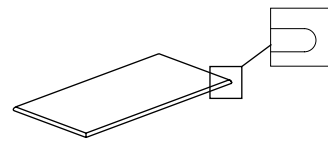


30x60 cm . 12"x24"
GRADONE CON TORO rett.

● 138

40x80 cm . 16"x31,5"
GRADONE CON TORO rett.

● 192



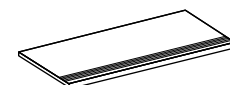
30x60 cm . 12"x24"
GRADONE ANGOLARE CON TORO DX/SX rett.

● 185

40x80 cm . 16"x31,5"
GRADONE ANGOLARE CON TORO DX/SX rett.

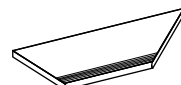
● 209

POOLS&WELNNESS
POOLS&WELLNESS



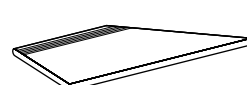
* **30x60 cm . 12"x24"**
BORDO LINE RETTILINEO
CON TORO

● 185



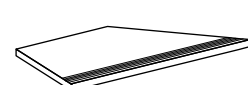
30x60 cm . 12"x24"
ANGOLO LINE INT.
CON TORO DX

● 190



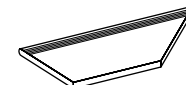
30x60 cm . 12"x24"
ANGOLO LINE INT.
CON TORO SX

● 190



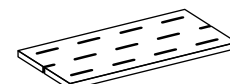
30x60 cm . 12"x24"
ANGOLO LINE EST.
CON TORO DX

● 196



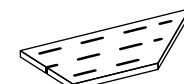
30x60 cm . 12"x24"
ANGOLO LINE EST.
CON TORO SX

● 196



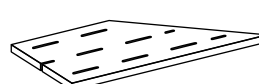
* **30x60 cm . 12"x24"**
GRIGLIA

● 190



30x60 cm . 12"x24"
ANGOLO GRIGLIA DX

● 190



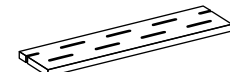
30x60 cm . 12"x24"
ANGOLO GRIGLIA SX

● 190



60x60 cm . 24"x24"
ANGOLO CURVO LINE INT.
CON TORO

● 220



* **15x60 cm . 6"x24"**
GRIGLIA

● 184



15x60 cm . 6"x24"
ANGOLO GRIGLIA DX

● 188



15x60 cm . 6"x24"
ANGOLO GRIGLIA SX

● 188



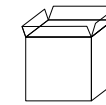
30x30 cm . 12"x12"
ANGOLO CURVO LINE EST.
CON TORO

● 220

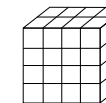
* Prezzo per ordine minimo di 20 pezzi. Per quantitativi inferiori, rivolgersi agli uffici commerciali per una quotazione specifica.

Price for a minimum order of 20 items. For smaller volumes, please contact our commercial office for a specific quote.

IMBALLI PACKAGING



	80x80	80x80 TWO	60x60	60x60 TWO	60x120	30x60	160x320	120x260	120x120	20x60
Pc.	2	1	3	2	2	6	1	1	2	12
M ²	1,28	0,64	1,08	0,72	1,44	1,08	5,12	3,12	2,88	1,44
Kg	29	29	22,5	35	29,6	22,5	153,6	54,486	58	30



	80x80	80x80 TWO	60x60	60x60 TWO	60x120	30x60	160x320	120x260	120x120	20x60
Colli boxes	40	40	40	30	35	48	7	20	20	30
M ²	51,2	25,6	43,2	21,6	50,4	51,84	35,84	62,4	57,6	43,2
Kg	1160	1160	900	1050	1036	1080	1075,2	1198	1160	900

CATEGORIE D'IMPIEGO USE CLASSES



Piastrelle da pavimento consigliate per calpestio leggero
Floor tiles recommended for light traffic



Piastrelle da pavimento consigliate per calpestio medio-leggero
Floor tiles recommended for medium-light traffic



Piastrelle da pavimento consigliate per calpestio medio
Floor tiles recommended for medium traffic




Piastrelle da pavimento consigliate per calpestio medio-pesante
Floor tiles recommended for medium-heavy traffic




Piastrelle da pavimento consigliate per calpestio intenso
Floor tiles recommended for high traffic areas

VARIAZIONI CROMATICHE COLOURS VARIATIONS




V1 Aspetto uniforme
Even appearance



V2 Lieve variazione
Light variation



V3 Media variazione
Medium variation



V4 Intensa variazione
Strong variation

È indispensabile all'atto della posa, prelevare le piastrelle da più confezioni.

It is necessary to take the tiles from several different boxes when laying them.

NOTE NOTES

I prodotti possono essere modificati da Fincibec senza preavviso, respingendo ogni responsabilità su possibili danni diretti o indiretti causati da potenziali modifiche.
Fincibec reserves the right to modify its products without prior notice and cannot be held liable for direct or indirect damage caused by such modifications.

Verificare sempre la correttezza delle informazioni e dei dati relativi a codici, imballaggi e pesi, consultando il listino prezzi in vigore.
Always refer to the price list in force to ensure correct information and data on codes, packaging, and weight.

Le tonalità dei colori riportate nel catalogo sono indicative.
The colours shades, reported on the catalogue, are indicative.

CARATTERISTICHE TECNICHE / GRES FINE PORCELLANATO COLORATO IN MASSA
TECHNICAL SPECIFICATIONS / FULL-BODY COLOURED PORCELAIN STONEWARE - TECHNISCHE EIGENSCHAFTEN / DURCHGEFÄRBTES FEINSTEINZEUG - CARACTÉRISTIQUES TECHNIQUES / GRÈS FIN CÉRAME COLORÉ EN MASSE - CARACTERÍSTICAS TÉCNICAS / GRES FINO PORCELÁNICO TEÑIDO EN MASA - ТЕХНИЧЕСКИЕ ХАРАКТЕРИСТИКИ / МЕЛКОЗЕРНИСТЫЙ КЕРАМОГРАНИТ, ОКРАШЕННЫЙ В МАССЕ
STANDARDS : UNI EN 14411 ANNEX G - Bla / UNI EN ISO 13006 ANNEX G - Bla

	CARATTERISTICHE TECNICHE TECHNICAL DATA TECHNISCHE DATEN CARACTÉRISTIQUES TECHNIQUES CARACTERÍSTICAS TÉCNICAS ТЕХНИЧЕСКИЕ ХАРАКТЕРИСТИКИ	TIPO DI PROVA STANDARD OF TEST NORME DU TEST TESTNORM TIPO DE PRUEBA ТИП ТЕСТА	VALORI PRESCRITTI DALLE NORME INTERNATIONAL STANDARDS INTERNATIONALE NORMWERTE VALEURS PREVUES PAR LES NORMES VALORES PREVISTOS POR LAS NORMAS ПРЕДУСМОТРЕННЫЕ СТАНДАРТОМ		VALORE MEDIO CENTURY CENTURY AVERAGE VALUE CENTURY MITTELWERT VALEUR MOYEN CENTURY VALOR MEDIO CENTURY СРЕДНЕЕ ЗНАЧЕНИЕ CENTURY		
			REQUIREMENTS FOR NOMINAL SIZE N		NAT.	GRIP	
			7 cm ≤ N ≤ 15 cm	N ≥ 15 cm			
	LATI - SIDES - SEITEN COTES - CANTOS РАЗМЕРЫ СТОРОН	EN ISO 10545-2	± 0,9 mm	± 0,6% (± 2,0 mm)	CONFORME COMPLYING - ERFÜLLT CONFORME - CONFORME СООТВЕТСТВУЕТ		
	SPESSORE THICKNESS - DICKE ÉPAISSEUR - ESPESOR ТОЛЩИНА	EN ISO 10545-2	± 0,5 mm	± 5,0% (± 0,5 mm)	CONFORME COMPLYING - ERFÜLLT CONFORME - CONFORME СООТВЕТСТВУЕТ		
	RETTILINEITÀ DEGLI SPIGOLI STRAIGHTNESS OF SIDES - GERADLINIGKEIT DER KANTEN RECTITUDE DES ARETES - RECTIDUD DE LOS CANTOS - КОСОУГОЛЬНОСТЬ	EN ISO 10545-2	± 0,75 mm	± 0,5% (± 1,5 mm)	CONFORME COMPLYING - ERFÜLLT CONFORME - CONFORME СООТВЕТСТВУЕТ		
	ORTOGONALITÀ RECTANGULARITY - RECHTWINKLIGKEIT PERPENDICULARITÉ - ORTOGONALIDAD КРИВИЗНА СТОРОН	EN ISO 10545-2	± 0,75 mm	± 0,5% (± 2,0 mm)	CONFORME COMPLYING - ERFÜLLT CONFORME - CONFORME СООТВЕТСТВУЕТ		
	PLANARITÀ SURFACE FLATNESS - EBENFLÄCHIGKEIT PLANEITE DE SURFACE - PLANEIDAD КРИВИЗНА ЛИЦЕВОЙ ПОВЕРХНОСТИ	EN ISO 10545-2	± 0,75 mm	± 0,5% (± 2,0 mm)	CONFORME COMPLYING - ERFÜLLT CONFORME - CONFORME СООТВЕТСТВУЕТ		
	ASSORBIMENTO D'ACQUA WATER ABSORPTION - WASSERAUFNAHME ABSORPTION D'EAU - ABSORCIÓN DE AGUA ВОДОПОГЛОЩЕНИЕ	EN ISO 10545-3	≤ 0,5 %		≤ 0,1 %		
	RESISTENZA ALLA FLESSIONE FLEXION RESISTANCE - BIEGEFESTIGKEIT RESISTANCE A LA FLEXION - RESISTENCIA A LA FLEXIÓN ПРЕДЕЛ ПРОЧНОСТИ ПРИ ИЗГИБЕ	EN ISO 10545-4	S ≥ 1.300 N R ≥ 35 N/mm ² .		CONFORME COMPLYING - ERFÜLLT CONFORME - CONFORME СООТВЕТСТВУЕТ		
	RESISTENZA ALL'URTO IMPACT RESISTANCE - STOSSFESTIGKEIT RESISTANCE AUX CHOCOS - RESISTENCIA A LOS GOLPES УДАРСТОЙКОСТЬ	EN ISO 10545-5	VALORE DICHIARATO DECLARED VALUE - ANGEBEBENER WERT VALEUR DÉCLARÉE - VALOR DECLARADO ЗАЯВЛЕННОЕ ЗНАЧЕНИЕ		> 0,80		
	COEFFICIENTE DI DILATAZIONE TERMICA LINEARE COEFFICIENT OF LINEAR THERMAL-EXPANSION - LINEARER WÄRMEAUDEHNUNGSKOEFFIZIENT COEFFICIENT DE DILATATION THERMIQUE LINEAIRE - COEFICIENTE DE DILATACIÓN TÉRMICA LINEAL - КОЭФФИЦИЕНТ ЛИНЕЙНОГО ТЕРМИЧЕСКОГО РАСШИРЕНИЯ	EN ISO 10545-8	VALORE DICHIARATO DECLARED VALUE - ANGEBEBENER WERT VALEUR DÉCLARÉE - VALOR DECLARADO ЗАЯВЛЕННОЕ ЗНАЧЕНИЕ		α = 6,7x10 ⁻⁶ / °C		
	RESISTENZA AGLI SBALZI TERMICI RESISTANCE TO THERMAL SHOCKS - BESTÄNDIGKEIT GEGEN TEMPERATURSCHWANKUNGEN RESISTANCE AUX CHOCOS THERMIQUES - RESISTENCIA A LOS CHOQUES TÉRMICOS СТОЙКОСТЬ К ПЕРЕПАДАМ ТЕМПЕРАТУРЫ	EN ISO 10545-9	TEST SUPERATO SECONDO EN ISO 10545-1 TEST PASSED ACCORDING TO TEST BESTANDEN NACH TEXTE DÉPASSÉ SELON - PRUEBA SUPERADA SEGÚN ИСПЫТАНИЕ ПРОЙДЕНО В СООТВЕТСТВИИ С		NESSUN DANNO NO DAMAGE - KEIN SCHADEN AUCUN DOMMAGE - NINGUN DANO БЕЗ ПОВРЕЖДЕНИЙ		
	DILATAZIONE ALL'UMIDITÀ (IN MM/M) MOISTURE EXPANSION (IN MM/M) - FEUCHTIGKEITSBEDINGTE AUSDEHNUNG (IN MM/M) DILATATION À L'HUMIDITÉ (EN MM/M) - DILATACIÓN CON LA HUMEDAD (EN MM/M) ВЛАЖНОСТНОЕ РАСШИРЕНИЕ (В MM/M)	EN ISO 10545-10	VALORE DICHIARATO DECLARED VALUE - ANGEBEBENER WERT VALEUR DÉCLARÉE - VALOR DECLARADO ЗАЯВЛЕННОЕ ЗНАЧЕНИЕ		MAX 0,1 mm / m		
	RESISTENZA AL GELO FROST RESISTANCE - FROSTBESTÄNDIGKEIT RESISTANCE AU GEL - RESISTENCIA AL HIELO МОРОЗОСТОЙКОСТЬ	EN ISO 10545-12	TEST SUPERATO SECONDO EN ISO 10545-1 TEST PASSED ACCORDING TO TEST BESTANDEN NACH TEXTE DÉPASSÉ SELON - PRUEBA SUPERADA SEGÚN ИСПЫТАНИЕ ПРОЙДЕНО В СООТВЕТСТВИИ С		NESSUN DANNO NO DAMAGE - KEIN SCHADEN AUCUN DOMMAGE - NINGUN DANO БЕЗ ПОВРЕЖДЕНИЙ		
	RESISTENZA AI PRODOTTI CHIMICI USO DOMESTICO E ADDITIVI PER PISCINA RESISTANCE TO HOUSEHOLD AND SWIMMING POOL CHEMICAL PRODUCTS - RBESTÄNDIGKEIT GEGEN HAUSHALTSCHIMIKALIEN UND ZUSATZSTOFFE FÜR SWIMMINGPOOLS - RESISTANCE AUX PRODUITS CHIMIQUES USAGE DOMESTIQUE ET ADITIFS POUR PISCINE - RESISTENCIA A LOS PRODUCTOS QUÍMICOS DE USO DOMÉSTICO Y ADITIVOS PARA PISCINA - СТОЙКОСТЬ К ДЕЙСТВИЮ БЫТОВЫХ ХИМИЧЕСКИХ СРЕДСТВ, ДОБАВКАМ В БАССЕЙНЫ	EN ISO 10545-13	B MIN		CONFORME COMPLYING - ERFÜLLT CONFORME - CONFORME СООТВЕТСТВУЕТ		
	RESISTENZA A BASSE CONCENTRAZIONI DI ACIDI E ALCALI RESISTANCE TO LOW CONCENTRATIONS OF ACIDS AND ALKALI - BESTÄNDIGKEIT BEI NIEDRIGEN KONZENTRATIONEN VON SÄUREN UND LAUGEN - RÉSISTANCE À BASSES CONCENTRATIONS D'ACIDES ET ALCALIS - RESISTENCIA A BAJAS CONCENTRACIONES DE ÁCIDOS Y ALCALIS - СТОЙКОСТЬ К ДЕЙСТВИЮ НИЗКИХ КОНЦЕНТРАЦИЙ КИСЛОТ И ЩЕЛОЧЕЙ	EN ISO 10545-13	VALORE DICHIARATO DECLARED VALUE - ANGEBEBENER WERT VALEUR DÉCLARÉE - VALOR DECLARADO ЗАЯВЛЕННОЕ ЗНАЧЕНИЕ		CONFORME COMPLYING - ERFÜLLT CONFORME - CONFORME СООТВЕТСТВУЕТ		
	RESISTENZA AD ALTE CONCENTRAZIONI DI ACIDI E ALCALI RESISTANCE TO HIGH CONCENTRATIONS OF ACIDS AND ALKALI - BESTÄNDIGKEIT BEI HOHEN KONZENTRATIONEN VON SÄUREN UND LAUGEN - RÉSISTANCE À HAUTES CONCENTRATIONS D'ACIDES ET ALCALIS - RESISTENCIA A ALTAS CONCENTRACIONES DE ÁCIDOS Y ALCALIS - СТОЙКОСТЬ К ДЕЙСТВИЮ ВЫСОКИХ КОНЦЕНТРАЦИЙ КИСЛОТ И ЩЕЛОЧЕЙ	EN ISO 10545-13	VALORE DICHIARATO DECLARED VALUE - ANGEBEBENER WERT VALEUR DÉCLARÉE - VALOR DECLARADO ЗАЯВЛЕННОЕ ЗНАЧЕНИЕ		CONFORME COMPLYING - ERFÜLLT CONFORME - CONFORME СООТВЕТСТВУЕТ		
	RESISTENZA ALLE MACCHIE RESISTANCE TO STAINS - FLECKENBESTÄNDIGKEIT RESISTANCE AUX TACHES - RESISTENCIA A LAS MANCHAS УСТОЙЧИВОСТЬ К ПЯТНООБРАЗОВАНИЮ	EN ISO 10545-14	CLASSE 3 MIN		CONFORME COMPLYING - ERFÜLLT CONFORME - CONFORME СООТВЕТСТВУЕТ		
	CESSIONE DI PIOMBO E CADMIO LEAD AND CADMIUM DISCHARGE - ABGABE VON BLEI UND CADMIUM PERTE DE PLOMB ET CADMIUM - CEGIÓN DE PLOMO Y CADMIO ВЫДЕЛЕНИЕ СВИНЦА И КАДМИЯ	EN ISO 10545-15	VALORE DICHIARATO DECLARED VALUE - ANGEBEBENER WERT VALEUR DÉCLARÉE - VALOR DECLARADO ЗАЯВЛЕННОЕ ЗНАЧЕНИЕ		< AL LIMITE DI RILEVAMENTO < THAN INSTRUMENT LIMIT < UNMESSBARES WERT < LIMITE DE L'INSTRUMENT < LIMITE DEL INSTRUMENTO < НА ПРЕДЕЛЕ ОПРЕДЕЛИМОСТИ		
	SCIVOLosità SKID RESISTANCE - RUTSCHWERT GLISSANCE - ADHERENCIA СКОЛЬЗКОСТЬ	DM. 236/89 BCRA	> 0,40		> 0,40	> 0,40	
		ANSI A 137.1	WET DCOF > 0,42		> 0,42	> 0,42	
		DIN 51130	-		R9 (Corten, Aluminium, Platinum, Indium) R10 (Cement, Calcium, Chalk)	R11	
		DIN 51097	-		A+B - A+B (mos. 4,7)	A+B+C - A+B+C (mos. 2,5)	

PER I CERTIFICATI SPECIFICI, E VALORI PUNTUALI, CONTATTARE FINCIBEC SPA - FOR SPECIFIC CERTIFICATES AND DATA, CONTACT FINCIBEC S.P.A. - FÜR SPEZIELLE ZERTIFIKATE UND PUNKTWERTE, FINCIBEC S.P.A. KONTAKTIEREN - POUR LES CERTIFICATS SPÉCIFIQUES ET LES VALEURS PONCTUELLES, CONTACTER FINCIBEC S.P.A. - PARA LOS CERTIFICADOS ESPECÍFICOS Y LOS VALORES CONCRETOS, CONTACTE CON FINCIBEC S.P.A. - ВО ВОПРОСАХ СПЕЦИАЛЬНЫХ СЕРТИФИКАТОВ И ПОКАЗАТЕЛЕЙ СВЯЖИТЕСЬ С FINCIBEC SPA.

ESCLUSO PEZZI SPECIALI ED ELEMENTI DECORATIVI - WITH THE EXCEPTION OF SPECIAL PIECES AND DECORS





FINCIBEC S.p.A.

Uffici Comm.li, Stabilimento:
Via Radici in Monte, 18/19
42014 Roteglia (RE) Italy

Tel. +39 0536 855511
Fax Italia +39 0536 851239
Fax Export +39 0536 855541

www.century-ceramica.it
info@century-ceramica.it

Amministrazione:
Via Valle d'Aosta, 47
41049 Sassuolo (MO) Italy

Tel. +39 0536.861300
Fax +39 0536.861351
www.fincibec.it
info@fincibec.it

GRUPPO FIRE - Fire S.r.l

FINCIBEC S.p.A.
socio di:

