



artica

saimé
CERAMICHE DAL 1938



artica

Artica disegna sulle superfici la profondità della roccia, le sfumature cromatiche e le vene direzionali, evocando la natura e i suoi armoniosi intrecci minerali.

Artica paints surfaces with stony depth, chromatic shades and oriented veins, evoking nature and its harmonious mineral intertwining.

Artica dessine sur les surfaces la profondeur des pierres, les nuances chromatiques et les veines directionnelles, en évoquant la nature et ses enchevêtrements minéraux harmonieux.

Artica zeichnet auf die Oberflächen die Tiefe der Steine, ihre Abtönungen und Äderungen, und ruft die Natur und ihre harmonischen mineralischen Verflechtungen wach.



bianco

beige

brandy

tabacco


Colors.

La gamma cromatica composta da tonalità calde e fredde racconta i dettagli delle rocce sedimentarie e la ricca stratificazione grafica.

The chromatic range, featuring warm and cool shades, recounts the details of the sedimentary rocks and the wealth of pattern stratification.

La palette de couleurs composée de teintes chaudes et froides raconte les détails des roches sédimentaires et la riche stratification graphique.

Die Farbauswahl aus warmen und kalten Farbtönen erzählt die Details der Sedimentgesteine und ihre reiche grafische Schichtung.



nube

grigio

antracite

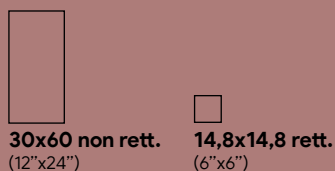
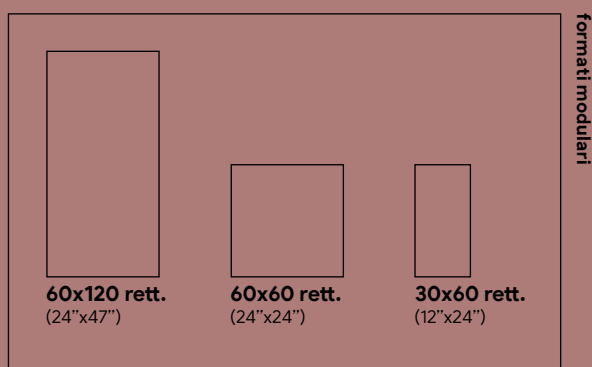
artica range

Gres porcellanato / Porcelain stoneware / Grès cérame / Feinsteinzeug

Standard

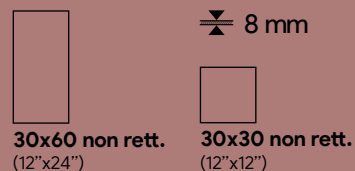
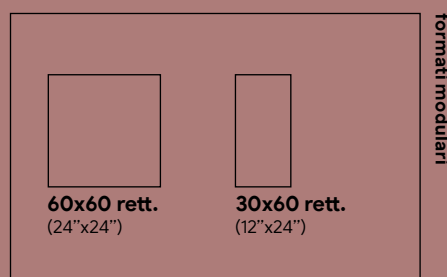
naturale/lappato

≡ 9 mm




roc

≡ 9 mm



roc

≡ 20 mm



60x60 rett.
(24"x24")

Only: bianco, nube, brandy, grigio



Moderata
stonalizzazione
Moderate variation
Variation modérée
Massige Abweichung



Posa 1/4



Fuga 2 mm
per rett.



Fuga 3 mm
per non rett.



DIN 51130
R11 (roc)



DIN 51097
A+B+C (roc)



FLOOR: ARTICA Beige 60x120 . 24"x47" lapp. rett. ≈ 9 mm

naturale

La finitura Naturale dall'aspetto materico e compatto e la superficie Lappata, luminosa e brillante, riflettono la miglior tecnologia firmata Saime Ceramiche.

The Natural finish, featuring a tactile and compact appearance, and the bright and glossy Lappata surface express the most cutting-edge technology by Saime Ceramiche.



FLOOR: ARTICA Tabacco 60x120 . 24"x47" nat. rett. ≈ 9 mm

lappato

La finition naturelle (Naturale) à l'aspect texturé et compact et la surface polie (Lappata), lumineuse et brillante, reflètent le meilleur de la technologie signée Saime Ceramiche.

Das natürliche Finish (Naturale) mit seinem matischen und kompakten Aussehen und die helle und glänzende geläppte Oberfläche (Lappato) zeugen von der besten Technologie aus dem Hause Saime Ceramiche.



FLOOR: ARTICA Bianco 60x120 . 24"x47" lapp. rett. ≈ 9 mm

roc
R11 A+B+C

**outdoor
surface.**

Superficie antiscivolo strutturata.
Textured anti-slip surface.
Surface antidérapante structurée.
Strukturierte rutschfeste Oberfläche.



DIN 51130
R11



DIN 51097
A+B+C



High performance.



forte e resistente
strong and durable

Il gres porcellanato Saime è compatto ed elastico al tempo stesso, ed è immune all'usura e ai prodotti chimici. Saime Ceramiche garantisce quindi le caratteristiche di resistenza, durezza e facilità di manutenzione che da sempre contraddistinguono il proprio gres porcellanato tecnico.

Technical stoneware by Saime is compact yet elastic at the same time, and is resistant to wear and chemicals. Saime Ceramiche therefore guarantees the characteristics of resistance, durability, and ease of maintenance that have always distinguished its technical porcelain stoneware.

Le grès technique de Saime est à la fois compact et élastique, en plus d'être très résistant à l'usure et aux produits chimiques. Saime Ceramiche garantit donc les caractéristiques de résistance, de durabilité et de facilité d'entretien qui ont toujours distingué son grès cérame technique.

Das technische Steinzeug von Saime ist kompakt und zugleich elastisch und ist gegen Abnutzung und chemische Produkte beständig. Saime Ceramiche garantiert somit die Eigenschaften der Beständigkeit, Dauerhaftigkeit und Pflegefreundlichkeit, die schon immer die eigenen technischen Feinsteinzeuge unterscheiden.





FLOOR: ARTICA Grigio 60x120 . 24"x47" nat. rett. \approx 9 mm



FLOOR: ARTICA Antracite 60x120 . 24"x47" lapp. rett. ≈ 9 mm



Lappato, bright and scenic surfaces that stand the test of time.

Born strong with a gentle soul.

Artica possiede la bellezza della naturalità, un mix sapiente di elementi in continuo movimento con sottili venature chiaro scure che disegnano la superficie senza mai appesantirla.

Artica possesses the beauty of the natural, a skilful blend of gracefully shifting elements with subtle chiaroscuro veins that decorate the surface without weighing it down.

Artica possède la beauté de la nature, un mélange savant d'éléments en mouvement continu avec de fines veines claires-foncées qui dessinent la surface sans jamais l'alourdir.


Artica besitzt die Schönheit der Natürlichkeit, eine gekonnte Mischung aus sich ständig bewegenden Elementen mit dünnen Hell-Dunkel-Äderungen, die die Oberfläche ohne jegliche Erschwerungen gestalten.





FLOOR: ARTICA Nube 60x120 . 24"x47" nat. rett. ± 9 mm

Outdoor Surface • R11
A+B+C
2CM



60x60 rett.
(24"x24")



DIN 51130
R11



DIN 51097
A+B+C

2CM è la soluzione più evoluta per pavimentare aree esterne pedonali, giardini, balconi, camminamenti e pavimenti carrabili.

2CM is the most advanced solution for tiling external pedestrian areas, gardens, balconies, walkways and driveways.

2CM est la solution la plus avancée pour le revêtement du sol des zones piétonnes extérieures, des jardins, des balcons, des cheminements et des voies d'accès.

2CM ist die fortschrittlichste Lösung für die Bodenbeläge von Fußgängerzonen in Außenbereichen, Gärten, Balkons, Fußwegen und befahrbaren Bodenflächen.





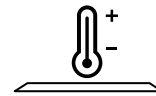
FLOOR: ARTICA Nube 60x60 . 24"x24" roc rett. \approx 20 mm



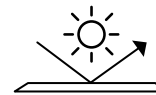
FLOOR: ARTICA Nube 30x60 . 12"x24" roc rett. ≈ 9 mm
ARTICA Bianco 30x60 . 12"x24" roc rett. ≈ 9 mm



Indoor-Outdoor continuity.



Resistente agli sbalzi termici
Thermal shock resistance



Resistente ai raggi uv
Resistant to UV rays



Colori inalterabili
Colours that never fade

in/out

La collezione Artica offre l'impareggiabile vantaggio della continuità estetica tra interno ed esterno.

The Artica collection has a peerless indoor-outdoor esthetic continuity as a plus.

La collection Artica offre l'avantage incomparable de la continuité esthétique entre intérieur et extérieur.

Die Kollektion Artica bietet den unvergleichlichen Vorteil der optischen Kontinuität zwischen Innen- und Außenräumen.

A surface forever and ever.

Grazie ai colori caldi ed accoglienti e a una texture autentica e discreta, le superfici Artica riflettono una bellezza senza tempo.

Thanks to its warm and cosy colours and its authentic and understated texture, Artica surfaces convey a timeless beauty.

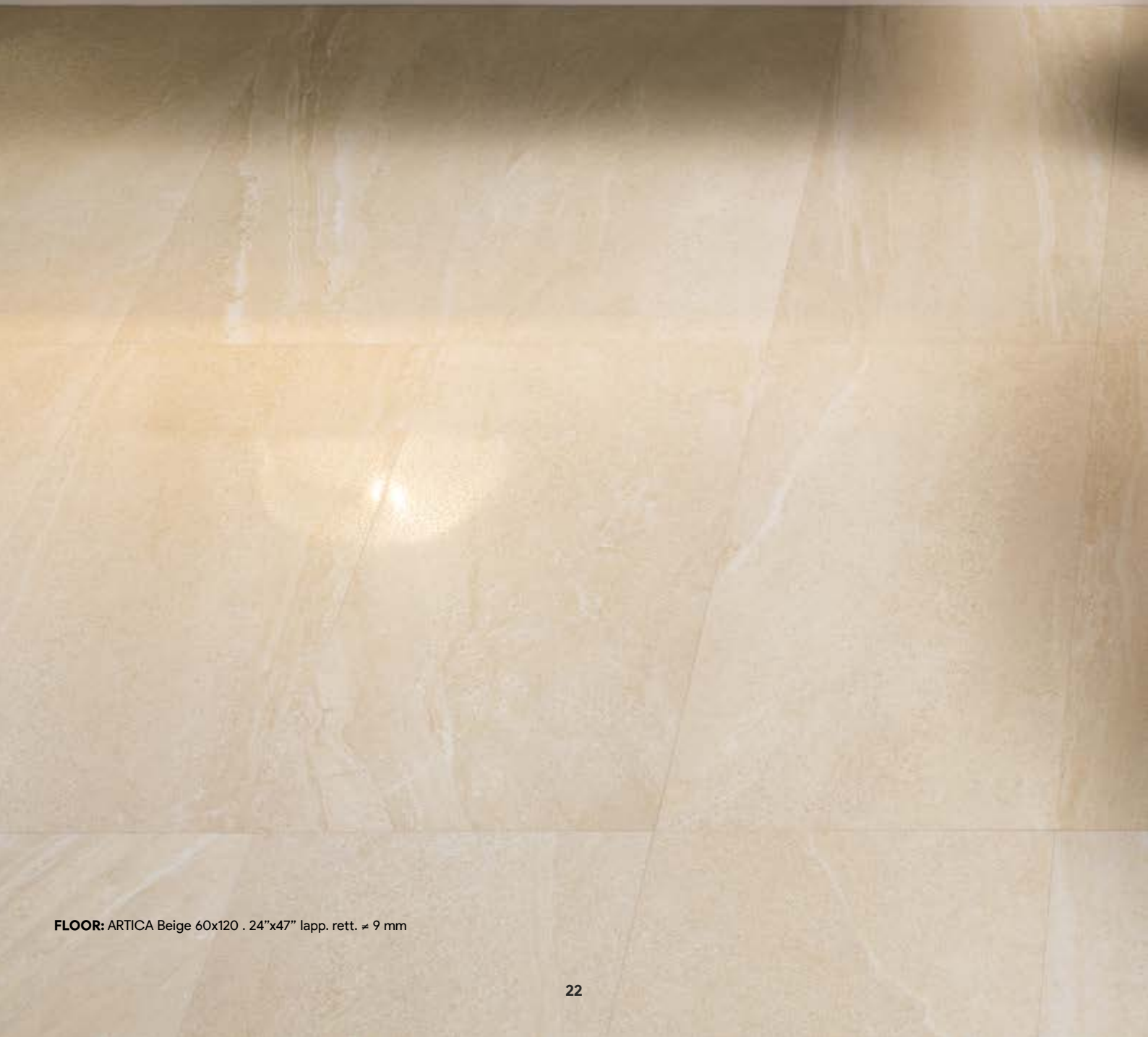
Grâce aux couleurs chaudes et accueillantes, à une texture authentique et discrète, les surfaces Artica reflètent une beauté intemporelle.

Dank der warmen und behaglichen Farben und einer authentischen und diskreten Textur offenbaren die Oberflächen von Artica eine zeitlose Schönheit.





FLOOR: ARTICA Brandy 60x120 . 24"x47" nat. rett. ≈ 9 mm



FLOOR: ARTICA Beige 60x120 . 24"x47" lapp. rett. \approx 9 mm

artica

technical section

artica naturale / lappato / roc

bianco



artica standard




60x120 (24"x47")
8600618 bianco nat. rett.
8600342 bianco lapp. rett.



60x60 (24"x24")
8600680 bianco roc rett.




60x60 (24"x24")
8600610 bianco nat. rett.
8600340 bianco lapp. rett.




30x60 (12"x24")
8600681 bianco roc rett.



30x60 (12"x24")
8600611 bianco nat. rett.
8600341 bianco lapp. rett.



30x60 (12"x24")
7678925 bianco roc non rett.



30x60 (12"x24")
7677815 bianco nat. non rett.



30x30 (12"x12")
7667081 bianco roc non rett.



14,8x14,8 (6"x6")
7661298 bianco nat. rett.



60x60 (24"x24")
8610009 bianco roc rett.

mosaico 5x5 (2"x2")



30x30 (12"x12")
7686495 bianco nat.
7686535 bianco lapp.

listellato



30x60 (12"x24")
7678555 bianco nat.
7678625 bianco lapp.

mosaico 5x5 (2"x2")



30x30 (12"x12")
7679905 bianco roc

beige



artica standard



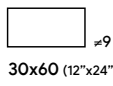
60x120 (24"x47")
8600628 beige nat. rett.
8600332 beige lapp. rett.



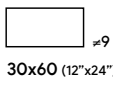
60x60 (24"x24")
8600690 beige roc rett.



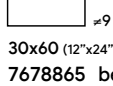
60x60 (24"x24")
8600620 beige nat. rett.
8600330 beige lapp. rett.



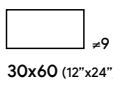
30x60 (12"x24")
8600691 beige roc rett.



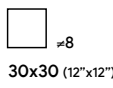
30x60 (12"x24")
8600621 beige nat. rett.
8600331 beige lapp. rett.



30x60 (12"x24")
7678865 beige roc non rett.



30x60 (12"x24")
7677825 beige nat. non rett.



30x30 (12"x12")
7667141 beige roc non rett.

mosaico 5x5 (2"x2")



30x30 (12"x12")
7686505 beige nat.
7686545 beige lapp.

listellato



30x60 (12"x24")
7678595 beige nat.
7678665 beige lapp.

mosaico 5x5 (2"x2")



30x30 (12"x12")
7679895 beige roc

artica naturale / lappato / roc

brandy



artica standard



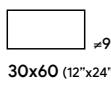
60x120 (24"x47")
8600638 brandy nat. rett.
8600352 brandy lapp. rett.



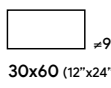
60x60 (24"x24")
8600700 brandy roc rett.



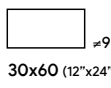
60x60 (24"x24")
8600630 brandy nat. rett.
8600350 brandy lapp. rett.



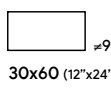
30x60 (12"x24")
8600701 brandy roc rett.



30x60 (12"x24")
8600621 brandy nat. rett.
8600351 brandy lapp. rett.



30x60 (12"x24")
7678875 brandy roc non rett.



30x60 (12"x24")
7677865 brandy nat. non rett.



30x30 (12"x12")
7667121 brandy roc non rett.



14,8x14,8 (6"x6")
7661276 brandy nat. rett.



60x60 (24"x24")
8610005 brandy roc rett.

mosaico 5x5 (2"x2")



30x30 (12"x12")
7678055 brandy nat.
7678085 brandy lapp.

listellato



30x60 (12"x24")
7678605 brandy nat.
7678675 brandy lapp.

mosaico 5x5 (2"x2")



30x30 (12"x12")
7679955 brandy roc

tabacco



artica standard



60x120 (24"x47")

8600668 tabacco nat. rett.
8600382 tabacco lapp. rett.




60x60 (24"x24")

8600660 tabacco nat. rett.
8600380 tabacco lapp. rett.




30x60 (12"x24")

8600661 tabacco nat. rett.
8600381 tabacco lapp. rett.



30x60 (12"x24")

7677855 tabacco nat. non rett.



30x60 (12"x24")

7678905 tabacco roc non rett.

mosaico 5x5 (2"x2")



30x30 (12"x12")

7678045 tabacco nat.
7678075 tabacco lapp.

listellato



30x60 (12"x24")

7678615 tabacco nat.
7678685 tabacco lapp.

mosaico 5x5 (2"x2")



30x30 (12"x12")


7679945 tabacco roc

artica naturale / lappato / roc

nube



artica standard



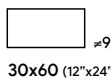
60x120 (24"x47")
8600658 nube nat. rett.
8600372 nube lapp. rett.



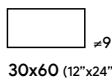
60x60 (24"x24")
8600720 nube roc rett.



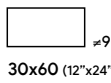
60x60 (24"x24")
8600650 nube nat. rett.
8600370 nube lapp. rett.



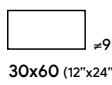
30x60 (12"x24")
8600721 nube roc rett.



30x60 (12"x24")
8600651 nube nat. rett.
8600371 nube lapp. rett.



30x60 (12"x24")
7678915 nube roc non rett.



30x60 (12"x24")
7677875 nube nat. non rett.



30x30 (12"x12")
7667111 nube roc non rett.



14,8x14,8 (6"x6")
7661278 nube nat. rett.



60x60 (24"x24")
8610011 nube roc rett.

mosaico 5x5 (2"x2")



30x30 (12"x12")
7678065 nube nat.
7678095 nube lapp.

listellato



30x60 (12"x24")
7678565 nube nat.
7678635 nube lapp.

mosaico 5x5 (2"x2")



30x30 (12"x12")
7679925 nube roc

grigio




artica standard




60x120 (24"x47")
8600648 grigio nat. rett.
8600362 grigio lapp. rett.



60x60 (24"x24")
8600640 grigio nat. rett.
8600360 grigio lapp. rett.



30x60 (12"x24")
8600641 grigio nat. rett.
8600361 grigio lapp. rett.




30x60 (12"x24")
7677835 grigio nat. non rett.



14,8x14,8 (6"x6")
7661288 grigio nat. rett.



60x60 (24"x24")
8600710 grigio roc rett.



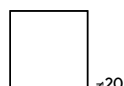
30x60 (12"x24")
8600711 grigio roc rett.



30x60 (12"x24")
7678905 grigio roc non rett.



30x30 (12"x12")
7667131 grigio roc non rett.



60x60 (24"x24")
8610007 grigio roc rett.

mosaico 5x5 (2"x2")



30x30 (12"x12")
7686515 grigio nat.
7686555 grigio lapp.

listellato



30x60 (12"x24")
7678575 grigio nat.
7678645 grigio lapp.

mosaico 5x5 (2"x2")



30x30 (12"x12")
7679915 grigio roc

artica naturale / lappato / roc

antracite



artica standard



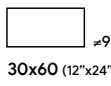
60x120 (24"x47")
8600607 antracite nat. rett.
8600322 antracite lapp. rett.



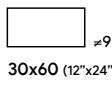
60x60 (24"x24")
8600670 antracite roc rett.



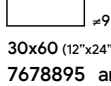
60x60 (24"x24")
8600600 antracite nat. rett.
8600320 antracite lapp. rett.



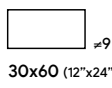
30x60 (12"x24")
8600671 antracite roc rett.



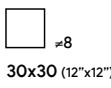
30x60 (12"x24")
8600601 antracite nat. rett.
8600321 antracite lapp. rett.



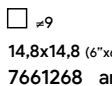
30x60 (12"x24")
7678895 antracite roc non rett.



30x60 (12"x24")
7677845 antracite nat. non rett.



30x30 (12"x12")
7667071 antracite roc non rett.



14,8x14,8 (6"x6")
7661268 antracite nat. rett.

mosaico 5x5 (2"x2")



30x30 (12"x12")
7686525 antracite nat.
7686565 antracite lapp.

listellato



30x60 (12"x24")
7678585 antracite nat.
7678655 antracite lapp.

mosaico 5x5 (2"x2")



30x30 (12"x12")
7679935 antracite roc

artica

standard ≠9



battiscopa rett.

7,5x60 (3"x24")

- 8600603 antracite nat. rett.
- 8600623 beige nat. rett.
- 8600613 bianco nat. rett.
- 8600633 brandy nat. rett.
- 8600643 grigio nat. rett.
- 8600653 nube nat. rett.
- 8600663 tabacco nat. rett.

14



gradino step rett.


30x60 (12"x24")

- 8600602 antracite nat. rett.
- 8600622 beige nat. rett.
- 8600612 bianco nat. rett.
- 8600632 brandy nat. rett.
- 8600642 grigio nat. rett.
- 8600652 nube nat. rett.
- 8600662 tabacco nat. rett.

7

artica

roc ≠9



gradino step

30x60 (12"x24")

- 7678896 Antracite Roc
- 7678866 Beige Roc
- 7678926 Bianco Roc
- 7678876 Brandy Roc
- 7678906 Grigio Roc
- 7678916 Nube Roc
- 7678886 Tabacco Roc

7



elemento elle pressa

15x30x3,5 (6"x12"x 1,4")

- 7686566 Antracite Roc
- 7686546 Beige Roc
- 7686496 Bianco Roc
- 7686086 Brandy Roc
- 7686556 Grigio Roc
- 7678096 Nube Roc
- 7678076 Tabacco Roc

8



* **gradone DP rett.**

33,3x60 (13"x24")

- 7690184 Antracite Roc Rett.
- 7690194 Beige Roc Rett.
- 7690204 Bianco Roc Rett.
- 7690217 Brandy Roc Rett.
- 7690224 Grigio Roc Rett.
- 7690234 Nube Roc Rett.

4

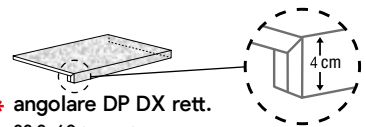


* **angolare DP SX rett.**

33,3x60 (13"x24")

- 7690187 Antracite Roc Rett.
- 7690197 Beige Roc Rett.
- 7690207 Bianco Roc Rett.
- 7690218 Brandy Roc Rett.
- 7690227 Grigio Roc Rett.
- 7690239 Nube Roc Rett.

2



* **angolare DP DX rett.**

33,3x60 (13"x24")

- 7690188 Antracite Roc Rett.
- 7690198 Beige Roc Rett.
- 7690208 Bianco Roc Rett.
- 7690219 Brandy Roc Rett.
- 7690228 Grigio Roc Rett.
- 7690240 Nube Roc Rett.

2

* DISPONIBILE SU RICHIESTA AVAILABLE ON REQUEST / DISPONIBLES SUR DEMANDE / VERFÜGBAR AUF WÜNSCH



Moderata
stonalizzazione
Moderate variation
Variation modérée
Massige Abweichung



Posa 1/4



Fuga 2 mm
per rett.



Fuga 3 mm
per non rett.



DIN 51130
R11 (roc)



DIN 51097
A+B+C (roc)

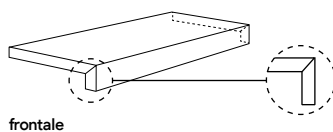
PEZZI SPECIALI SU RICHIESTA

Trims on demand - Pieces speciales sur demande - Formstücke auf anfrage

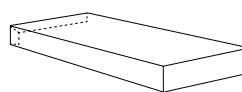


elemento ad elle 20mm rettificato

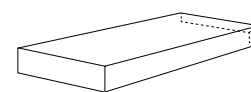
30x60x6,5 (12"x24"x2,60")
40x120x6,5 (16"x47"x2,60")



frontale



sinistro

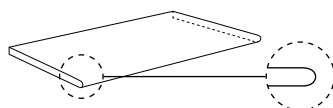


destro

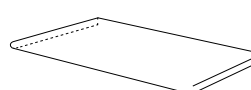
gradone toro 20mm rettificato

con toro smaltato
con toro non smaltato

30x60x2 (12"x24"x0,7")
40x120x2 (16"x47"x0,7")



frontale



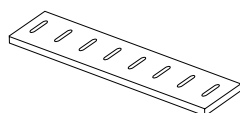
sinistro



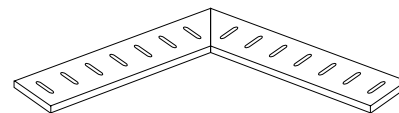
destro

griglia 20mm rettificato

40x13x2 (15,75"x5,12"x0,7")



frontale



sinistro

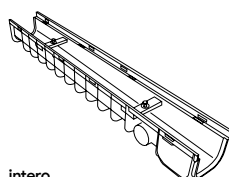
1 cp

destro

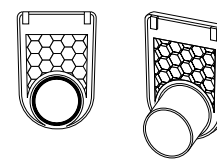
canalina 20mm

50x14x7,5 (19,7"x5,51"x2,96")
intero

14x7,5 (5,51"x2,96")
terminale canalina



intero



















terminale canalina

IMBALLI packing - emballages - verpackung

Standard							
F.TO NOMINALE / NOMINAL SIZE	mm.	PCS / BOX	M2 / BOX	BOX / PLT	M2 / PLT	KG. / PLT	
60x120 rett.	9	2	1,44	36	51,84	1026	
60x60 rett.	9	3	1,08	40	43,20	860	
30x60 rett.	9	7	1,26	40	50,40	960	
30x60 non rett.	9	7	1,26	40	50,40	980	
30x30 non rett.	8	13	1,17	48	56,16	960	
14,8x14,8 rett.	9	32	0,70	56	39,20	800,80	
30x30 mosaico	9	11	1	30	30,00	570	
30x60 listellato	9	4	0,72	30	21,60	447	

F.TO NOMINALE / NOMINAL SIZE	mm.	PCS / BOX	M2 / BOX	BOX / PLT	M2 / PLT	KG. / PLT	
60x60 rett.	20	2	0,72	32	23,04	1088	

	GRES PORCELLANATO CON COLORAZIONE IN MASSA PORCELAINED STONEWARE WITH MASS COLOURING GRES CERAME AVEC PATE COLOREE DURCHGEFÄRBTES FEINSTEINZEUG GRES PORCELÁNICO CON COLORACIÓN EN MASA ФАРФОРОВЫЙ КЕРАМОГРАНИТ, ОКРАШЕННЫЙ ПО ВСЕЙ ТОЛЩИНЕ		GRUPPO DI APPARTENENZA SECONDO ISO 13006 CLASS GROUPE D'APPARTENANCE ZUGEHÖRIGKEITSGRUPPE GRUPO DE PERTENENCIA ГРУППА ПРИНАДЛЕЖНОСТИ		 Bla GL
Simbologia Symbolics Symboles Symbole Simbologias Символы	Caratteristiche Features Caractéristiques Eigenschaften Características Характеристика	Unità di misura Unit of mesurement Unité de mesure Masseinheit Unidad de medida Единица измерения	Valore medio Saime Saime mean value Valeur moyenne Saime Durchschnittswert-Saime Valor medio Saime Среднее значение Saime	Valore prescritto Fixed value Valeur prescrite Vorgeschriebener Wert Valor prescrito Требуемое значение	Metodo di prova Test method Méthode d'essai Prüfmethode Método de ensayo Метод испытания
	Rettilinearità dei lati Side straightness Rectitude des arêtes Geradlinigkeit der Kanten Rectilíneidad de los lados Прямолинейность сторон	%	+/- 0,4	+/- 0,5 max	UNI EN ISO 10545-2
	Ortogonalità degli spigoli Corner squareness Angularité Rechtwinkligkeit der Kanten Ortogonalidad de las esquinas Ортогональность кромок	%	+/- 0,4	+/- 0,6 max	UNI EN ISO 10545-2
	Planarità Flatness Planéité Ebenflächigkeit Planeidad Плоскостность	%	+/- 0,4	+/- 0,5 max	UNI EN ISO 10545-2
	Spessore Thickness Epaisseur Dicke Grosor Толщина	%	+/- 5,0	+/- 5,0 max	UNI EN ISO 10545-2
	Assorbimento d'acqua Water absorption Absorption d'eau Wasseraufnahme Absorción de agua Водопоглощение	%	< 0,2	≤ 0,5	UNI EN ISO 10545-3
	Sforzo di rottura Breaking strenght Contrainte de rupture Bruchkraft Esfuerzo de rotura Разрушающее усилие	N	≥ 1600 se Spess. ≥ 7,5 ≥ 700 se Spess. ≤ 7,5	≥ 1300 se Spess. ≥ 7,5 ≥ 700 se Spess. ≤ 7,5	UNI EN ISO 10545-4
	Modulo di rottura Modulus of rupture Coefficient de rupture Bruchmodul Módulo de rotura Модуль разрыва	N/mm ²	> 40	≥ 35	UNI EN ISO 10545-4
	Dilatazione termica lineare Coeff. of linear thermal expansion Coeff. d'extension thermique linéaire Linearer Wärmeausdehnungs-Koeffizient Coefficiente de dilatación térmica lineal Линейное тепловое расширение	*MK (-1)	7,0	metodo disponibile available method méthode disponible verfügbare methode método disponible требуемое значение	UNI EN ISO 10545-8
	Resistenza agli sbalzi termici Thermal shock resistyance Résistance aux chocs termiques Temperaturwechsel Beständigkeit Resistencia a choque térmico Стойкость к перепадам температуры	-	resiste resist résiste widerstandsfähig resistente стойкий	metodo disponibile available method méthode disponible verfügbare methode método disponible требуемое значение	UNI EN ISO 10545-9
	Resistenza alle macchie Stain resistance Résistance au tâches Flecken Beständigkeit Resistencia a las manchas Стойкость к образованию пятен	-	≥ 3	3 MIN	UNI EN ISO 10545-14
	Resistenza ai prodotti chimici di uso domestico Resistance to chemical products Résistance aux produits chimiques Beständigkeit gegen Chemikalien Resistencia a los productos químicos Стойкость к бытовым химикатам	-	conforme conform conforme gleichmässig conforme соответствует	MIN GB	UNI EN ISO 10545-13
	Resistenza agli acidi e alle basi a bassa concentrazione Resistant to acids and low concentration bases Résistance aux acides et aux bases à faible concentration Widerstandsfähig gegenüber niedrig konzentrierten Säuren und Laugen Resistencia a los ácidos y las bases de baja concentración Стойкость к низким концентрациям кислот и щелочей	-	MIN GLB	secondo classificazione prodotto according to product classification selon classification produit Gemäß Produktklassifizierung СОГЛАСНО КЛАССИФИКАЦИИ ПРОДУКЦИИ	UNI EN ISO 10545-13
	Resistenza al gelo Frost resistance Résistance au gel Frostbeständigkeit Resistencia al hielo Морозостойкость	-	resiste resist résiste widerstandsfähig resistente стойкий	richiesta request demande anfrage solicitud требуемое значение	UNI EN ISO 10545-12
	Stabilità dei colori Colour stability Stabilité des coloris Lichtechtheit der Färbung Estabilidad de los colores Цветостойкость	-	stabile stable stable stabil estable стойкий	metodo disponibile available method méthode disponible verfügbare methode método disponible требуемое значение	DIN 51094



SAIME CERAMICHE
Via Giardini, 24 - 41042
Fiorano Modenese MO Italy
LAT: 44.5409960 (44° 32' 27.586")
LNG: 10.8615504 (10° 51' 41.581")
Tel. +39 0536 869611
Fax +39 0536 843823
+39 0536 830313
+39 0536 832533
+39 0536 869681
saime@riwal.it
www.saimeceramiche.com



NUOVA RIWAL CERAMICHE s.r.l. con socio unico
(Società sottoposta ad attività di direzione e
coordinamento da parte della società Casalgrande
Padana S.p.A. Reg. Imp. RE. N. 01622500369)

Sede legale:
Via Giardini, 24 - 41042
Fiorano Modenese Modena - Italy

Sede amministrativa:
Via Statale 467 n° 109 - 42013
Casalgrande - Reggio Emilia - Italy
e-mail: info@riwal.it - www.riwal.it

