

ORNAMENTA®

Operae

Ceramic Wall Coverings
inspired by the finest design trends

ORNAMENTA.COM

2020 Edition

ORNAMENTA®

Operae

IT/ Operae segna l'ingresso di Ornamenta® nel mondo delle grandi lastre. È un programma per creare opere uniche utilizzando le più recenti tecnologie ceramiche.

Produciamo opere che sono sinonimo di artigianato italiano combinato con il più alto livello di tecnologia digitale. La customizzazione come driver strategico per distinguersi sul mercato globale e offrire prodotti su misura al servizio del mondo del progetto. Puoi scegliere il tema che preferisci selezionandolo all'interno della vasta gamma proposta o in alternativa puoi inviarci il tuo lavoro su misura. Una fabbricazione digitale per permettere a chiunque, ovunque, di creare le proprie lastre personalizzate. Vicino al cliente il più possibile.

ENG/ Operae marks the entrance of Ornamenta® in the world of large slabs. It is a program to create unique artworks by using the latest ceramic technologies.


We produce works that are synonymous of italian craftsmanship combined with the highest level of digital technology. Customization as a strategic driver to stand out on the global market and offer tailor-made products to serve the project world. You can choose the theme you prefer by selecting it within the wide range proposed or alternatively you can send us your work to be made to measure. A digital fabrication to allow anyone, anywhere, to create their own slabs.

Close to customer as possible.


Ceramic Wall Coverings
inspired by the finest design trends

ORNAMENTA.COM


Operae



AQUARIUM P. 08 BEAUTY P. 10 BIRDS P. 12 BLEND P. 14 BLOOM P. 16 BOISERIE P. 18




CHEVRON P. 20 CHINOISERIE P. 22 CLOUDY P. 24 COLLAGE P. 26 COLUMN P. 28 DAMASQUE P. 30



FLORA EQ. P. 32 FOLIAGE P. 34 FRAGMENTA P. 36 GRADIENT P. 38 HELIX P. 40 HERBARIUM P. 42

Index



LEAVES P. 44 MAZE P. 46 MIAMI P. 48 MIRROR P. 50 OPUS P. 52 P. BOTANICAL P. 54



PLASTER P. 56 R. HOLIDAY P. 58 ROSE GARDEN P. 60 SCENERY P. 62 SEVENTIES P. 64 SHAPES P. 66



TOWN P. 68 TROPICAL J. P. 70 URBANSCAPE P. 72 VISIONARY P. 74 WARP P. 76 WILD P. 78

Technology & Size

HD HOT DIGITAL GLAZES PORCELAIN

^{IT/} La tecnologia in Hot Digital consente di realizzare lastre di grandi formati tramite Plotter digitali con colori in quadricromia ceramica e applicazioni di materie preziose in oro, migliorando il processo e la resa produttiva del prodotto. Dopo la stampa il prodotto subisce la cottura che gli attribuisce le caratteristiche tecniche.

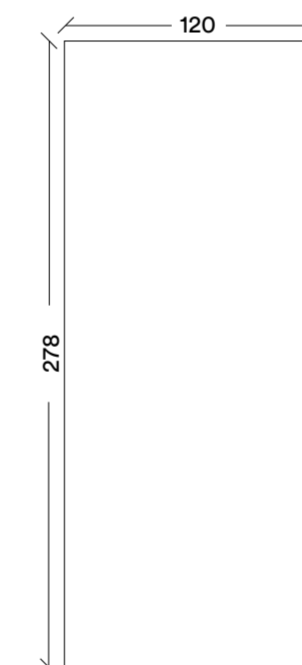
^{ENG/} Hot Digital technology offers a wide variety of large sized products through digital machine using four-colour process together with the applications of precious materials, improving the performance of the product itself. After the printing, the material is fired in order to reach the technical characteristics.

HD DIGITAL IN COLD GLAZES PORCELAIN

^{IT/} La tecnologia in Cold Digital consente di avere risultati estetici di alto livello creando colori saturi e brillanti. Le lastre realizzate tramite stampe digitali non prevedono cottura ad alta temperatura, per tanto non adatto all'esterno e ad una pulizia aggressiva.

^{ENG/} Cold Digital technology provides a top level look with brighter and more saturated colors. The slab produced through cold tech application do not need high-temperature firing, therefore this technique is not suitable for outdoor use and aggressive cleaning.

SIZE: 120x278 cm / 48" x 110"



IMPIEGHI/USES



abitazioni
housing



alberghi
hotels



bar-ristoranti
pub-restaurants



centri commerciali
malls



locali pubblici
public spaces



negozi
shops



stazioni
train stations



aeroporti
airports


AQUARIUM

120x278 | 48"x110"

☀️ HD HOT DIGITAL GLAZES PORCELAIN



OP120278AQB
AQUARIUM BEIGE



OP120278AQQ
AQUARIUM GREY



GRAPHIC MOVEMENT



A

B

C

D

E




OP120278AB Aquarium beige

BEAUTY

120x278 | 48"x110"

HD DIGITAL IN COLD GLAZES PORCELAIN




OP120278BTB
BEAUTY BEIGE*

OP120278BTGN
BEAUTY GREEN*

OP120278BTG
BEAUTY GREY*

.....

GRAPHIC MOVEMENT



A

B

C

D

E

* LUCIDO / GLOSSY



OP120278BTGN Beauty Green

BIRDS

120x278 | 48"x110"

☀️ HD HOT DIGITAL GLAZES PORCELAIN



OP120278BRY
BIRDS YELLOW



OP120278BRGN
BIRDS GREEN



OP120278BRBL
BIRDS BLUE




GRAPHIC MOVEMENT



A

A

A




OP120278BRGN Birds Green

BLEND

120x278 | 48"x110"

☀️ HD HOT DIGITAL GLAZES PORCELAIN



OP120278BNP
BLEND PINK




OP120278BNBL
BLEND BLUE



OP120278BNGN
BLEND GREEN



GRAPHIC MOVEMENT



A

B

A

B



OP120278BNBL Blend Blue

BLOOM

120x278 | 48"x110"

☀️ HD HOT DIGITAL GLAZES PORCELAIN



OP120278BLOC
BLOOM OCHRE



OP120278BLBD
BLOOM BORDEAUX



OP120278LBL
BLOOM BLUE




GRAPHIC MOVEMENT



A

A

A




OP120278BLBD Bloom Bordeaux

BOISERIE

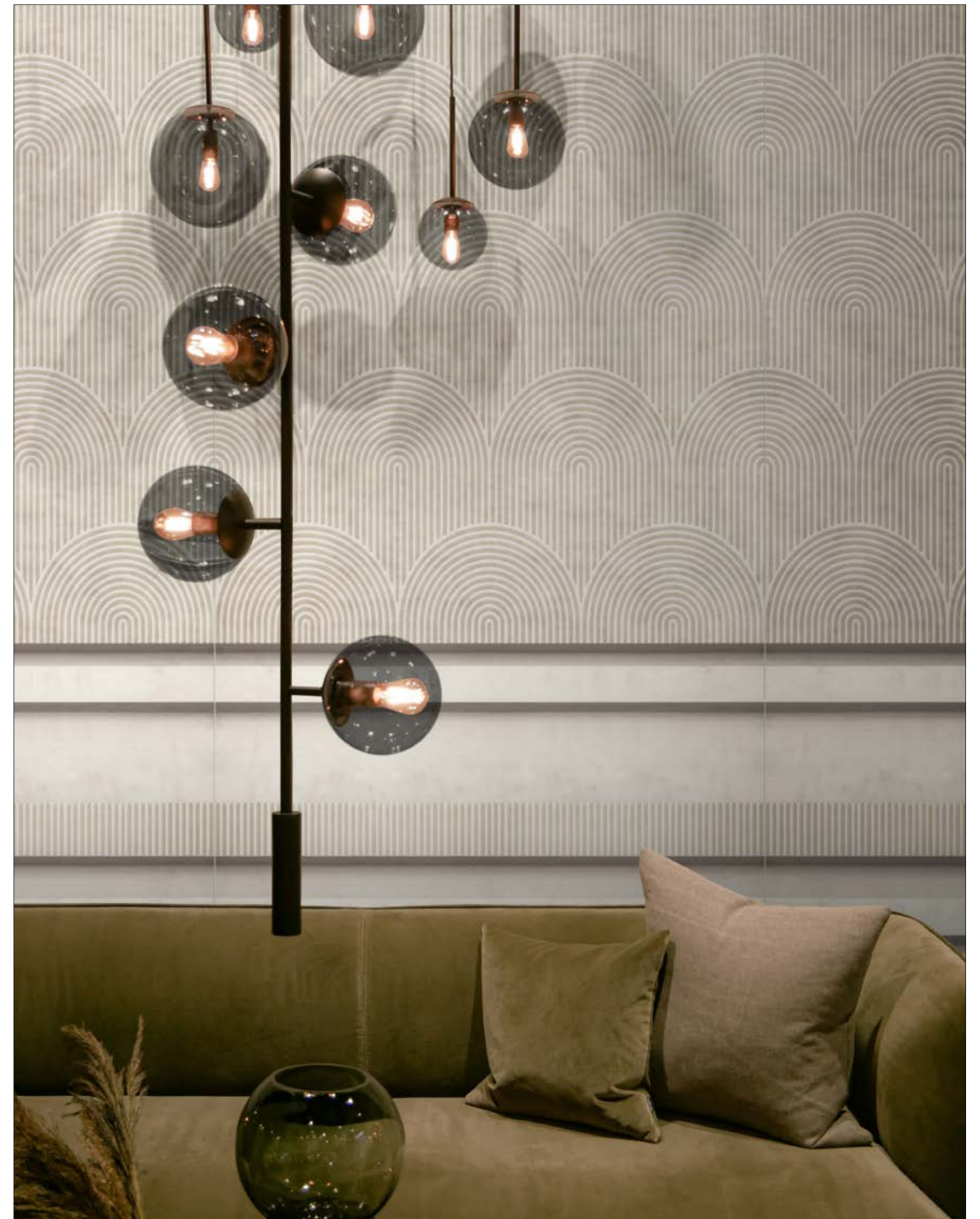

120x278 | 48"x110"

HD DIGITAL IN COLD GLAZES PORCELAIN



.....

GRAPHIC MOVEMENT




OP120278BSB Boiserie Beige


CHEVRON

120x278 | 48"x110"


HD DIGITAL IN COLD GLAZES PORCELAIN




OP120278CHP
CHEVRON PINK



OP120278CHBD
CHEVRON BORDEAUX




OP120278CHGN
CHEVRON GREEN



OP120278CHBL
CHEVRON BLUE



GRAPHIC MOVEMENT



A

A

A



OP120278CHP Chevron Pink

CHINOISERIE

120x278 | 48"x110"

☀️ HD HOT DIGITAL GLAZES PORCELAIN



OP120278CNP
CHINOISERIE PINK




OP120278CNGR
CHINOISERIE GREIGE



OP120278CNGN
CHINOISERIE GREEN



GRAPHIC MOVEMENT



A

B

C



OP120278CNGR Chinoiserie Greige

CLOUDY

120x278 | 48"x110"

HD DIGITAL IN COLD GLAZES PORCELAIN



OP120278CDW
CLOUDY WHITE




OP120278CDBK
CLOUDY BLACK



OP120278CDM
CLOUDY MULTICOLOR

.....


GRAPHIC MOVEMENT



A

B

C



OP120278CDBK Cloudy Black

COLLAGE

120x278 | 48"x110"

HD DIGITAL IN COLD GLAZES PORCELAIN



OP120278CLP
COLLAGE PINK




OP120278CLGN
COLLAGE GREEN



OP120278CLBL
COLLAGE BLUE

.....

GRAPHIC MOVEMENT



A

B

C



OP120278CLGN Collage Green

COLUMN

120x278 | 48"x110"

HD DIGITAL IN COLD GLAZES PORCELAIN




OP120278CMW
COLUMN WHITE

OP120278CMP
COLUMN PINK

OP120278CMBL
COLUMN BLUE

.....


GRAPHIC MOVEMENT



A

A

A



OP120278CMP Column Pink

DAMASQUE

120x278 | 48"x110"

☀️ HD HOT DIGITAL GLAZES PORCELAIN



OP120278DMBR
DAMASQUE BROWN



OP120278DMGN
DAMASQUE GREEN



OP120278DMBL
DAMASQUE BLUE



GRAPHIC MOVEMENT



A

A

A



OP120278DMGN Damasque Green

FLORA EQUATORIALE

120x278 | 48"x110"

HD DIGITAL IN COLD GLAZES PORCELAIN



OP120278FQGN
FLORA EQUATORIALE GREEN



OP120278FQM
FLORA EQUATORIALE MULTICOLOR



OP120278FQBL
FLORA EQUATORIALE BLUE

.....

GRAPHIC MOVEMENT



A

B

C



OP120278FQM Flora Equatoriale Multicolor

FOLIAGE

120x278 | 48"x110"

☀️ HD HOT DIGITAL GLAZES PORCELAIN



OP120278FGP
FOLIAGE PINK



OP120278FGGR
FOLIAGE GREIGE



OP120278FGBL
FOLIAGE BLUE



GRAPHIC MOVEMENT



A

B

A

B




OP120278FGGR Foliage Greige


FRAGMENTA

120x278 | 48"x110"

HD DIGITAL IN COLD GLAZES PORCELAIN




OP120278FRWR
FRAGMENTA WARM*



OP120278FRC
FRAGMENTA COLD*



GRAPHIC MOVEMENT




A

A

A

* LUCIDO / GLOSSY




OP120278FRWR Fragmenta warm

GRADIENT

120x278 | 48"x110"


HD DIGITAL IN COLD GLAZES PORCELAIN



OP120278GRBS
GRADIENT BLUSH



OP120278GRS
GRADIENT SAND




OP120278GRT
GRADIENT TEAL



OP120278GRA
GRADIENT AQUIFER




GRAPHIC MOVEMENT



A

A

A



OP120278GRBS Gradient blush

HELIX

120x278 | 48"x110"

HD DIGITAL IN COLD GLAZES PORCELAIN



OP120278HLI
HELIX IVORY




OP120278HLB
HELIX BEIGE



OP120278HLBK
HELIX BLACK



GRAPHIC MOVEMENT



A

A

A



OP120278HLB Helix Beige

HERBARIUM

120x278 | 48"x110"

☀️ HD HOT DIGITAL GLAZES PORCELAIN



OP120278HRG
HERBARIUM GREY



OP120278HRGN
HERBARIUM GREEN



OP120278HRBR
HERBARIUM BROWN



GRAPHIC MOVEMENT




A

B

A

B



OP120278HRGN Herbarium Green

LEAVES

120x278 | 48"x110"

☀️ HD HOT DIGITAL GLAZES PORCELAIN



OP120278LVOC
LEAVES OCHRE



OP120278LVO
LEAVES ORANGE



OP120278LVBL
LEAVES BLUE



GRAPHIC MOVEMENT



A

B

C



OP120278LVO Leaves Orange

MAZE

120x278 | 48"x110"

☀️ HD HOT DIGITAL GLAZES PORCELAIN



OP120278MZP
MAZE PINK

OP120278MZB
MAZE BEIGE

OP120278MZGN
MAZE GREEN




GRAPHIC MOVEMENT



A

B

C



OP120278MZB Maze Beige

MIAMI

120x278 | 48"x110"

☀️ HD HOT DIGITAL GLAZES PORCELAIN



OP120278MMW
MIAMI WHITE



OP120278MMR
MIAMI RED



OP120278MMBL
MIAMI BLUE



GRAPHIC MOVEMENT



A

B

A

B



OP120278MMBL Miami Blue


MIRROR

120x278 | 48"x110"

☀️ HD HOT DIGITAL GLAZES PORCELAIN



OP120278MRP
MIRROR PINK




OP120278MRGN
MIRROR GREEN



OP120278MRBL
MIRROR BLUE



GRAPHIC MOVEMENT



A

A

A



OP120278MRGN Mirror Green


OPUS

120x278 | 48"x110"

HD DIGITAL IN COLD GLAZES PORCELAIN




OP120278OWR
OPUS WARM*



OP120278OPC
OPUS COLD*



GRAPHIC MOVEMENT



A

A

A

* LUCIDO / GLOSSY



OP120278OWR Opus Warm


PALM BOTANICAL

120x278 | 48"x110"

HD DIGITAL IN COLD GLAZES PORCELAIN



OP120278PBW
PALM BOTANICAL WHITE



OP120278PBP
PALM BOTANICAL PINK



OP120278PBBK
PALM BOTANICAL BLACK




GRAPHIC MOVEMENT



A

B

C



OP120278PBP Palm Botanical Pink

PLASTER

120x278 | 48"x110"

☀️ HD HOT DIGITAL GLAZES PORCELAIN



OP120278PLR
PLASTER RED




OP120278PLBL
PLASTER BLUE



OP120278PLGN
PLASTER GREEN



GRAPHIC MOVEMENT




A

B

C

D



OP120278PLBL Plaster Blue

ROMAN HOLIDAY

120x278 | 48"x110"

HD DIGITAL IN COLD GLAZES PORCELAIN



OP120278RHG
ROMAN HOLIDAY GREY




OP120278RHWR
ROMAN HOLIDAY WARM



OP120278RHC
ROMAN HOLIDAY COLD

.....

GRAPHIC MOVEMENT



A

A

A



OP120278RHWR Roman Holiday Warm

ROSE GARDEN

120x278 | 48"x110"

☀️ HD HOT DIGITAL GLAZES PORCELAIN



OP120278RGW
ROSE GARDEN WHITE



OP120278RGWR
ROSE GARDEN WARM



OP120278RGC
ROSE GARDEN COLD



GRAPHIC MOVEMENT




A

B

A

B

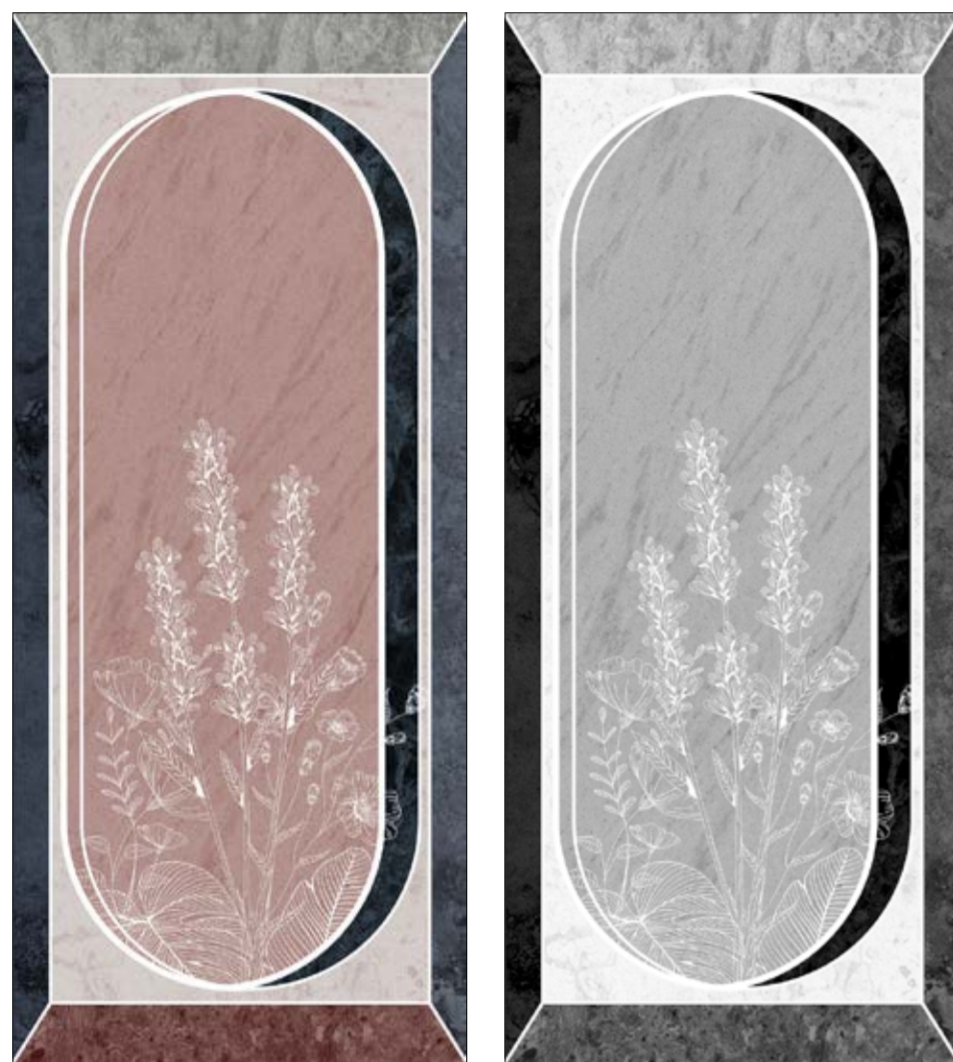


OP120278RGWR Rose Garden Warm

SCENERY

120x278 | 48"x110"

HD DIGITAL IN COLD GLAZES PORCELAIN



OP120278SCWR
SCENERY WARM

OP120278SCC
SCENERY COLD



GRAPHIC MOVEMENT



A

B

C



OP120278SCWR Scenery Warm

SEVENTIES

120x278 | 48"x110"

☀️ HD HOT DIGITAL GLAZES PORCELAIN



OP120278SVOC
SEVENTIES OCHRE




OP120278SVBD
SEVENTIES BORDEAUX




OP120278SVBL
SEVENTIES BLUE

.....

GRAPHIC MOVEMENT



A A A



OP120278SVBD Seventies Bordeaux

SHAPES

120x278 | 48"x110"

☀️ HD HOT DIGITAL GLAZES PORCELAIN



OP120278SSHGN
SHAPES GREEN

OP120278SSHR
SHAPES RED

OP120278SSHBL
SHAPES BLUE

.....

GRAPHIC MOVEMENT



A

B

C

D

E



OP120278SSHR Shapes Red

TOWN

120x278 | 48"x110"

☀️ HD HOT DIGITAL GLAZES PORCELAIN



OP120278TWB
TOWN BEIGE



OP120278TWP
TOWN PINK



OP120278TWGN
TOWN GREEN



GRAPHIC MOVEMENT



A

B

C



OP120278TWP Town Pink

ORNAMENTA.COM

© Ornamenta 2020. All Rights Reserved.

TROPICAL JUNGLE

120x278 | 48"x110"

HD DIGITAL IN COLD GLAZES PORCELAIN



OP120278TJW
TROPICAL JUNGLE WHITE



OP120278TJM
TROPICAL JUNGLE MULTICOLOR



OP120278TJP
TROPICAL JUNGLE PINK

.....

GRAPHIC MOVEMENT



A B C



OP120278TJM Tropical Jungle Multicolor

URBANSCAPE

120x278 | 48"x110"

HD DIGITAL IN COLD GLAZES PORCELAIN



OP120278URW
URBANSCAPE WHITE



OP120278URY
URBANSCAPE YELLOW



OP120278URP
URBANSCAPE PINK



OP120278URBL
URBANSCAPE BLUE

.....

GRAPHIC MOVEMENT



A

B

C



OP120278URBL Urbanscape Blue

VISIONARY

120x278 | 48"x110"

☀️ HD HOT DIGITAL GLAZES PORCELAIN



OP120278VSB
VISIONARY BEIGE

OP120278VSR
VISIONARY RED

OP120278VSBL
VISIONARY BLUE

.....


GRAPHIC MOVEMENT



A

B

C




OP120278VSR Visionary Red


WARP

120x278 | 48"x110"


HD DIGITAL IN COLD GLAZES PORCELAIN




OP120278WRBR
WARP BROWN



OP120278WRGN
WARP GREEN




OP120278WRBL
WARP BLUE



OP120278WRG
WARP GREY

.....


GRAPHIC MOVEMENT



A

A

A



OP120278WRBL Warp Blue

WILD

120x278 | 48"x110"

HD DIGITAL IN COLD GLAZES PORCELAIN



OP120278WLN
WILD NATURAL



GRAPHIC MOVEMENT



A

B

C



OP120278WLN Wild Natural

Istruzioni per la posa

IT/ AVVERTENZE PER LA POSA E LA PULIZIA LEGGERE ATTENTAMENTE LE ISTRUZIONI QUI RIPORTATE

Le lastre della collezione Operae sono decorate mediante la nuova tecnologia di stampa digitale con smalti a freddo ed è destinata esclusivamente per rivestire pareti di ambienti interni agli edifici. Questa tecnologia permette di raggiungere risultati estetici e cromatici di altissimo livello, tuttavia le operazioni di posa e di pulizia necessitano di una grande attenzione. La decorazione di questi prodotti non ha una buona resistenza a graffi di oggetti acuminati molto duri come ad esempio metallo, pietra, vetro e gres. Prestare la massima attenzione alla movimentazione durante le operazioni di posa evitando di urtare o strisciare utensili ed oggetti duri acuminati sulla superficie. Tenere separate le lastre con il foglio protettivo per evitare nel sollevarle di sfregarle fra di loro. Il produttore non risponde di eventuali danni a questi preziosi materiali causati da urti o sfregamenti. Non saranno pertanto accolte contestazioni dopo la posa in opera.

ISTRUZIONI PER LA POSA DEL MATERIALE

Prima di incollare le lastre alla parete verificare attentamente qual'è il lato corretto da mettere alla base ed assicurarsi che il disegno sia così allineato con le lastre poste a fianco. Sono idonei alla posa gli adesivi come H40 no limits di Kerakoll oppure Ultralite S2 di Mapei e altri specificati nel nostro manuale tecnico. Spalmare la colla con spatola dentata di almeno 5mm sul fondo della parete ed applicare la lastra a muro. Trattandosi di rivestire una parete di ambiente interno non è necessaria la spalmatura nel retro della lastra. Per un miglior risultato estetico si consiglia la posa distanziando le lastre con solo 1mm di fuga. Non usare sistemi meccanici livellanti poiché la rimozione di essi potrebbe danneggiare la superficie. Battere bene la lastra con spatola gommata al fine di allineare le lastre fra di loro. Per il taglio e la foratura è essenziale lavorare su una superficie planare e pulita. Eseguire il taglio con disco diamantato sottile sp. 1.2mm (es. Tyrolit Premium DCT 1A1R) montato sulla guida della macchina da taglio (es. Kera-cut di Sigma) oppure a mano con smerigliatrice flessibile. Altri metodi di taglio potrebbero frastagliare la decorazione ai bordi e pertanto sono sconsigliati. Eseguire i fori con trapano senza percussione con punta al tungsteno bagnandola ripetutamente con acqua. Per fori grandi utilizzare frese a tazza diamantate a fascia continua montate su smerigliatrice (flessibile). Sigillare le fughe solo con stucchi cementizi, non usare stucchi epossidici. Rimuovere immediatamente eventuali residui di stucco con acqua e non utilizzare spugne abrasive.

ISTRUZIONI PER LA PULIZIA ORDINARIA

Utilizzare acqua o detersivi neutri comunemente in vendita presso i negozi. Per lo sporco ostinato utilizzare un qualunque detersivo sgrassante purché non sia di alto valore alcalino. Non utilizzare mai alcool, acetone, solventi, candeggina, ammoniaca e prodotti alcalini o acidi di forte intensità. Non usare paste, spugne e spazzole abrasive. Per approfondimenti ed ulteriori informazioni rivolgersi allo Staff mediante mail a info@ornamenta.com oppure al rivenditore di zona.

Laying instructions

ENG/ CAUTION FOR INSTALLATION AND CLEANING READ THESE INSTRUCTIONS CAREFULLY BEFORE INSTALLING

The Slabs of Operae collection are decorated using a new cold digital printing technology to be used exclusively for wall cladding in indoor projects. This technology makes it possible to achieve very high quality aesthetic and chromatic results, however installation and cleaning require a great deal of caution. The decorations on these products are highly susceptible to scratches by hard, pointed materials like metal, stone, glass and porcelain stoneware. Be extremely careful when handling the product during installation, making sure not to bump or slide tools or other sharp objects against the surface. Keep slabs divided using the protective sheet in between them so as to avoid rubbing them against on another. The manufacturer is not responsible for any damage to these valuable materials caused by bumps or rubbing and any claims issued after installation will not be considered.

INSTRUCTIONS FOR INSTALLATION OF THE MATERIAL

Before adhering the slabs to the wall, be sure to confirm which side is to be the bottom and ensure that the design on each slab is thus aligned with those next to it. Adhesives like H40 no limits by Kerakoll or Ultralite S2 by Mapei (as well as others specified in our technical manual) are suitable to use for installation. Spread the adhesive using a notched trowel (of at least 5 mm) on the base of the wall and apply the slab. As this product is to be used for cladding in interior spaces, it is not necessary to apply adhesive to the back of the slab (back-butter). For optimum aesthetic results it is best to leave only 1mm of space between the slabs. Do not use mechanical levelling systems as their removal could damage the surface. Use a rubber trowel to tap the slabs so that they are perfectly in line with one another. For cutting and drilling it is essential to work on a flat, clean surface. To cut the material, use a 1.2mm-thick diamond disk (ex. Tyrolit Premium DCT 1A1R) mounted on a cutting tool guide (ex. Ke-ra-cut by Sigma) or by hand with a flexible-grinder. Other cutting methods could damage the decors on their edges and are therefore not recommended. For drill use a non-hammer drill with a tungsten drill bit and wet it repeatedly with water. For large holes use a continuous crown diamond hole saw mounted on a grinder (flexible). Seal the joints using only cementitious grouting products, do not use epoxy grouting products. Remove any grouting residue immediately with water. Do not use abrasive sponges.

INSTRUCTIONS FOR ORDINARY CLEANING

Use water or neutral detergents normally available in stores. For more stubborn spots use any low-alkaline degreaser. Do not use alcohol, acetone, solvents, bleach, ammonia, and highly alkaline or highly acidic products. Do not use abrasive pastes, sponges or brushes. To learn more and for additional information please send an email to info@ornamenta.com or contact an authorized dealer in your area.

Technical Data

Bespoke Slabs

☀️ 🌿 HD DIGITAL SLABS ON DEMAND

IT/ CLASSIFICAZIONE SECONDO LE NORME UNI EN 14411
(ISO 13006) ALLEGATO G-GRUPPO B1a

ENG/ CLASSIFICATION IN ACCORDANCE WITH UNI EN 14411 (ISO 13006) ANNEX G-GROUP B1a

PROPRIETÀ FISICO-CHIMICHE PHYSICAL-CHEMICAL PROPERTIES	NORMA NORM	VALORE PRESCRITTO DALLA NORMA PRESCRIBED VALUE FROM THE NORM	VALORE RILEVATO ORNAMENTA DETECTED VALUE ORNAMENTA
LUNGHEZZA E LARGHEZZA DIM. MEDIA DI OGNI PIASTRELLA LENGHT AND WIDTH OF THE AVERAGE SIZES TILE	UNI EN ISO 10545/2	± 0,5%	CONFORME ACCORDING
SPESORE THICKNESS	UNI EN ISO 10545/2	± 5%	CONFORME ACCORDING
RETTILINEARITÀ SPIGOLI WARPAGES OF EDGES	UNI EN ISO 10545/2	± 0,5%	CONFORME ACCORDING
ORTOGONALITÀ WEDGING	UNI EN ISO 10545/2	± 0,6%	CONFORME ACCORDING
PLANARITÀ FLATNESS	UNI EN ISO 10545/2	± 0,5%	CONFORME ACCORDING
ASSORBIMENTO D'ACQUA WATER ABSORPTION	UNI EN ISO 10545/3	E ≤ 0,5%	CONFORME ACCORDING
RESISTENZA ALLA FLESSIONE BENDING STRENGTH	UNI EN ISO 10545/4	≥ 35 N/mm²	CONFORME ACCORDING
FORZA DI ROTTURA BREAKING STRENGTH	UNI EN ISO 10545/4	≥ 1300 N	CONFORME ACCORDING
RESISTENZA AGLI SBALZI TERMICI THERMAL SHOCK RESISTANCE	UNI EN ISO 10545/9	RICHIESTA REQUIRED	RESISTE RESISTS
RESISTENZA AL GELO FROST RESISTANCE	UNI EN ISO 10545/12	RICHIESTA REQUIRED	RESISTE RESISTS
RESISTENZA ALL'ATTACCO CHIMICO CHEMICAL RESISTANCE	UNI EN ISO 10545/13	-	GA
RESISTENZA ALLE MACCHIE RESISTANCE TO STAINING	UNI EN ISO 10545/14	GL ≥ MINIMUM CLASS 3	CONFORME ACCORDING
RESISTENZA AI DETERGENTI RESISTANCE TO DETERGENTS	UNI EN ISO 13997	-	RESISTE * RESISTS *

* ottima resistenza ai detersivi di uso comune. Prima di procedere con la pulizia si consiglia di eseguire test preliminare su una porzione ridotta
* excellent resistance to most commonly used cleaning products. Before cleaning, we suggest to perform a preliminary test a small area.
Le nostre lastre sono consigliate per pareti interne ed esterne sia in applicazioni residenziali che commerciali.
Our slabs are recommended for interior and exterior walls in both residential and commercial applications.

IT/ IMBALLI

ENG/ PACKING

FORMATO NOMINALE NOMINAL SIZE	PZ/BOX PCS/BOX	SPESORE THICKNESS	TIPOLOGIA IMBALLO TYPE OF PACKING
120X278 CM / 48"X110"	POSSIAMO PERSONALIZZARE L'IMBALLO A SECONDA DELLE ESIGENZE DEL CLIENTE WE CAN CUSTOMIZE THE PACKING IN ACCORDANCE TO CUSTOMER NEEDS	6 MM	CASSA O CAVALLETTINO CONTANIER CRATE OR CONTAINER RACK PALLET

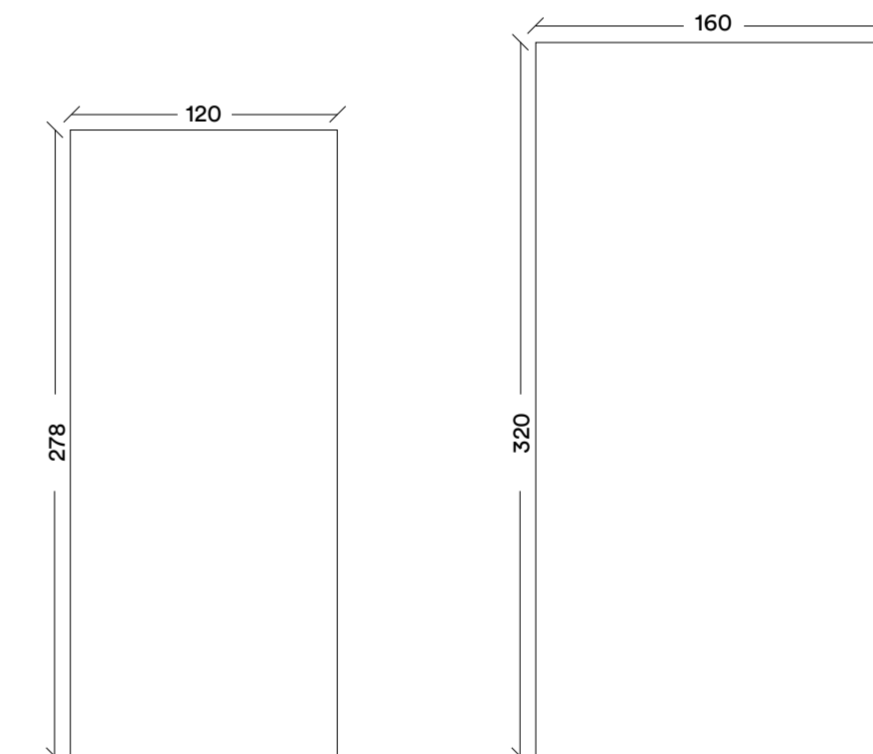
Dati tecnici per imballo di una cassa standard
Technical data for packing of a standard crate.

FORMATO NOMINALE NOMINAL SIZE	PZ/BOX PCS/BOX	M²/BOX	KG/BOX	BOX/ PALLET	M²/PALLET	KG/PALLET
120X278 CM / 48"X110"	1	3,33	49,56	18	60,05	892,08

IT/ L'attitudine alla personalizzazione fa parte del nostro DNA aziendale. Questo orientamento che guida il nostro approccio ci ha permesso col tempo di adattare la nostra impiantistica in termini di flessibilità e dinamismo per cercare di soddisfare le crescenti esigenze dei clienti sempre più alla ricerca di progetti unici, nel rispetto dello stile distintivo del nostro brand. Ti garantiamo la possibilità di scegliere tra un'ampia varietà di formati per realizzare la tua proposta. Combina colore & grafica e specifica la tua finitura preferita (lucida o opaca). Inviateci il vostro progetto da realizzare scrivendo una mail a: info@ornamenta.com.

ENG/ The ability to customize is part of our DNA. This orientation that guides our approach has allowed us over time to adapt our systems in terms of flexibility and dynamism to try to meet the growing needs of customers increasingly looking for unique projects, respecting the distinctive style of our brand. We ensure you can choose between a large variety of formats to make your own proposal. Combine color & graphic and specify your favourite finishing (glossy or matt)
Dare to ask questions by writing an email to: info@ornamenta.com.

120x278 cm / 48"x110" - 160x320 cm / 64"x 128"



SPECIFICHE TECNICHE DEI FILES/TECH. SPECIFICATIONS OF FILES

Files accettati: .ai, .eps, .psd, .tiff, .jpg
Risoluzione: 300 dpi o vettoriale
Dimensioni: specificare la dimensione della lastra
Riferimento colore: PANTONE, NCS o RAL
Tecnologia: calda o fredda
Finitura: lucida o opaca

File accepted: .ai, .eps, .psd, .tiff, .jpg
Resolution: 300 dpi, or vector
Dimensions: specify the size of the slab
Color reference: PANTONE, NCS, or RAL
Technology: hot or cold
Finishing: glossy or matt

.....

COLOPHON

© Ornamenta®
Operae Ceramic Wallcoverings .
All Rights Reserved 2020.

CREATIVE DIRECTION

D-Segno Studio di Davide Tonelli
Via Veneto 91 41042 Fiorano (MO) - Italy
T. +39 348 8744890 | info@d-segno.com | d-segno.com

Ornamenta® a brand of Gamma Due S.p.A.
Via Stradone Secchia 42014 Roteglia (RE) - Italy
Tel. +39 0536 867411 | info@ornamenta.com | ornamenta.com

La diffusione, distribuzione e/o copiatura del documento trasmesso da parte di qualsiasi soggetto diverso dal destinatario è proibita, sia ai sensi dell'art. 616 c.p., che ai sensi del D.Lgs. n. 196/2003.

The diffusion, distribution and / or copying of the document transmitted by any person other than the recipient is prohibited, both pursuant to art. 616 of the Italian c.p., which pursuant to Legislative Decree no. 196/2003.

.....

