

# PLUS



## Our values/

### **Made in Italy**

Selezioniamo le migliori materie prime e, secondo canoni estetici e funzionali, le trasformiamo in prodotti che interpretano con creatività il gusto italiano. Utilizziamo in uguale misura passione e tecnologia, cura del dettaglio e precisione, chimica e cultura, estetica e attenzione all'ambiente. Per noi Made in Italy è racchiudere tutto questo in ogni singolo prodotto.

### **Made in Italy**

*We pick the very best raw materials and we follow aesthetics and functional criteria to turn them into products embodying Italian taste and excellence. We sharply combine passion and technology, creativity and accuracy, science and culture, and environmental friendliness. To all of us, Made in Italy means gathering these features into every single product.*

### **Greenthinking**

Recuperiamo il 100% dell'acqua, autoproduciamo il 65% dell'energia, differenziamo il 98% dei rifiuti. Siamo stati i primi del settore ceramico a ottenere la certificazione PEF e tra i primi a guadagnarci l'EPD, la FDES e la HPDC. La maggior parte dei nostri prodotti è compatibile con lo standard LEED - Leadership in Energy and Environmental Design. Questo per noi è Greenthinking: un promessa molto seria, un impegno quotidiano.

### **Greenthinking**

*We recycle 100% of our water, produce 65% of our energy, separate 98% of our waste. We were the first company in the ceramic industry to obtain PEF certification and were among the first to earn the EPD, the FDES, and the HPDC certifications. The majority of our products comply with the LEED - Leadership in Energy and Environmental Design - standard. Greenthinking implies a solemn promise, an everyday commitment.*

GRES PORCELLANATO  
PORCELAIN STONEWARE

---

**120X278** 6mm

**120X240** 9mm / K2 20mm

**30X240** 9mm

**120X120** 9mm / K2 20mm

# PLUS

[Index >](#)



## ISPIRAZIONE/ INSPIRATION

### Superficie continua

Tre spessori, sei formati, cinque finiture, 15 collezioni, più di cinquanta colori: sono i numeri di Plus, la raccolta di lastre firmata Ceramiche Keope. Un progetto unico, in cui le elevate prestazioni tecniche e la bellezza di superfici straordinariamente ricercate esaltano l'impatto visivo del grande formato. Perfette per interni ed esterni, in tutti i contesti residenziali e commerciali, le lastre Plus moltiplicano le possibilità espressive dell'architettura contemporanea.

### Continuous surfaces

*Three thickness options, six sizes, five finishes, 15 collections, more than fifty colours: these are the figures of Plus, the collection of slabs by Ceramiche Keope. A unique project, where exceptional technical performance and extraordinarily refined surfaces enhance the visual impact of large sizes. Perfect for interiors and exteriors, in all residential and commercial contexts, Plus slabs multiply the expressive possibilities of contemporary architecture.*



Resa estetica superiore  
*A superior aesthetic performance*



Continuità di superficie pavimento-rivestimento  
*Continuity between walls and floors*



Versatilità d'uso  
*Great versatility*



Performance del gres porcellanato  
*The performance of porcelain stoneware*



Riproducibilità perfetta di materiali naturali  
*Perfect reproducibility of natural materials*



Ideale per interni ed esterni, in contesti residenziali e commerciali  
*Ideal for interiors and exteriors, in residential contexts*

## INDOOR

120x278 6 mm

120x240 9 mm

30x240 9 mm

120x120 9 mm



## OUTDOOR

120x240 K2 20mm

120x120 K2 20mm

### Libertà di scelta

La vocazione panoramica della lastra 120x240, la leggerezza del rivestimento 120x278 a spessore 6 mm, la forza materica dello spessore 20 mm per esterni: il bello è poter scegliere. Plus è libertà espressiva, che mette in luce la raffinata complessità grafica della superficie e permette la totale continuità tra pavimenti e rivestimenti, tra interni ed esterni, per soluzioni architettoniche di grande effetto.

**16**  
COLLEZIONI/  
COLLECTIONS

**6**  
FORMATI/  
SIZES

**3**  
SPESSORI/  
THICKNESSES

### Freedom of choice

*The panoramic vocation of the 120x240 slab, the lightness of the 120x278 wall slab with a thickness of 6 mm and the substantial strength of the 20 mm thickness for exteriors: it's great to be able to choose. Plus is freedom of expression. The refined complexity of the surface patterns gives you the chance to create continuity between walls and floors, as well as between indoor and outdoor spaces, to obtain architectural solutions with a great visual impact.*



**60+**  
COLORI/  
COLORS

**7**  
FINITURE/  
FINISHES

**Ricerca estetica**


Marmo, pietra, legno, cemento, resina: Plus parla cinque linguaggi, quelli dei materiali a cui si ispira. Le grandi lastre, con le loro finiture raffinate e le superfici piacevolmente irregolari, esplorano ispirazioni naturali e contemporanee con una cura del dettaglio che non lascia nulla al caso. Una ricercatezza estetica e un ventaglio di possibilità che aprono infinite prospettive alla progettazione, proponendo un nuovo modo di concepire l'architettura.

**Aesthetic research**

*Marble, stone, wood, concrete, resin: Plus talks five languages, those of the materials that inspire it. Large slabs, with their refined finishes and pleasantly irregular surfaces, explore natural and contemporary inspiration, with a care for detail in which nothing is left to chance. Sophisticated aesthetics and a range of possibilities than open up infinite perspectives for design and suggest a new manner of conceiving architecture.*

# concrete

EFFECT





NOORD GOLD  
120x120 (48"x48")

---

NOORD GOLD  
120x120 (48"x48")

---



concrete effect | noord gold



NOORD TAUPE  
120x120 (48"x48")

---

NOORD TAUPE  
120x120 (48"x48")

---



NOORD GREY  
120x120 (48"x48") K2 20 mm

---



concrete effect | noord grey



IKON GREY  
120x278 (48"x110") - 120x120 (48"x48")

concrete effect | ikon grey



IKON SILVER  
120x120 (48"x48")

---

IKON SILVER  
120x120 (48"x48")

---

concrete effect | ikon silver



IKON BEIGE  
120x120 (48"x48") - 60x120 (24"x48")

PERCORSI EXTRA PIETRA DI BRESSA  
120x120 (48"x48") K2 20 mm

concrete effect | ikon beige

MOOV GREY  
120x278 (48"x110") - 120x120 (48"x48")

---



MOOV GREY  
120x278 (48"x110")

---

concrete effect | moov grey

MOOV IVORY  
120x278 (48"x110") - 120x120 (48"x48")


---



concrete effect | moov ivory

# marble

EFFECT





INTERNO4 BRECCIA TORTONA  
120x278 (48"x110")

---

INTERNO4 BRECCIA TORTONA  
120x278 (48"x110") - 120x120 (48"x48")

---







INTERNO4 CALACATTA SAN BABILA  
120x278 (48"x110")

---

INTERNO4 CALACATTA SAN BABILA  
120x278 (48"x110") - 120x120 (48"x48")

---

INTERNO4 CARNICO BRERA  
120x120 (48"x48")


---



marble effect | interno4 carnico brera



INTERNO4 RENOIR ISOLA  
120x120 (48"x48")



marble effect | interno4 palladiana

INTERNO4 PALLADIANA LIGHT  
120x120 (48"x48")

E. LUX PORT LAURENT  
120x278 (48"x110")

INTERNO4 PALLADIANA DARK  
120x120 (48"x48")



ECLECTIC PINSTRIPE DARK  
120x278 (48"x110")

---



ECLECTIC PINSTRIPE DARK  
120x278 (48"x110")

IKON GREY  
120x120 (48"x48")

---

marble effect | eclectic pinstripe dark



ECLECTIC PERSIAN GREY  
120x278 (48"x110") - 60x120 (24"x48")

ECLECTIC PERSIAN GREY  
120x278 (48"x110") - 60x120 (24"x48")

ECLECTIC MISTIQ WHITE  
120x278 (48"x110") - 120x120 (48"x48")

---



marble effect | eclectic mistiq white

ECLECTIC ONIRIC WHITE  
120x120 (48"x48")

---

ECLECTIC ONIRIC WHITE  
120x120 (48"x48")

---



marble effect | eclectic oniric white



ELEMENTS LUX CALACATTA GOLD  
120x278 (48"x110") - 120x120 (48"x48")

---



ELEMENTS LUX CALACATTA GOLD  
120x278 (48"x110")

---



marble effect | elements lux calacatta gold



ELEMENTS LUX CALACATTA  
120x278 (48"x110")

---



ELEMENTS LUX CALACATTA  
120x278 (48"x110") - 120x120 (48"x48")

---



ELEMENTS LUX PORT LAURENT  
120x278 (48"x110") - 60x120 (24"x48")



ELEMENTS LUX PORT LAURENT  
120x278 (48"x110") - 60x120 (24"x48")



ELEMENTS LUX LINCOLN  
120x120 (48"x48")

E. LUX SILVER GREY  
120x278 (48"x110") - 60x120 (24"x48")

---



marble effect | elements lux silver grey



Tavolo dal progetto Plus Atelier disponibile su richiesta. Maggiori informazioni sul catalogo Plus Atelier.  
 Table from project Plus Atelier available upon request. More information on the Plus Atelier catalogue.

**E.LUX EMPERADOR**  
 120x278 (48"x110")


**E. DESIGN BEIGE**  
 120X120 (48"x48")

**E.LUX EMPERADOR**  
 120x278 (48"x110")

**E. DESIGN BEIGE**  
 120X120 (48"x48")

# resin

EFFECT





ELEMENTS DESIGN BEIGE  
120x278 (48"x110") - 120x120 (48"x48")

---



ELEMENTS DESIGN BEIGE  
120x278 (48"x110") - 120x120 (48"x48")


---





ELEMENTS DESIGN BLACK  
120x120 (48"x48")

ELEMENTS LUX CALACATTA  
120x240 (48"x96")



ELEMENTS DESIGN TAUPE  
120x120 (48"x48")

---

ELEMENTS DESIGN TAUPE  
120x120 (48"x48") - 60x120 (24"x48")  
MOSAICO ROMBI COLD  
30,5x35,2 (12<sup>1/8</sup>"x13<sup>7/8</sup>")

---



resin effect | elements design taupe

ELEMENTS DESIGN WHITE  
120x120 (48"x48")


---



resin effect | elements design white

# stone

EFFECT





BRYSTONE WHITE  
120x120 (48"x48") - 60x120 (24"x48")



BRYSTONE WHITE  
120x120 (48"x48")

stone effect | brystone white



BRYSTONE GOLD  
120x278 (48"x110")

---

BRYSTONE GOLD  
120x278 (48"x110") - 60x120 (24"x48")

---



stone effect | brystone gold



BRYSTONE IVORY  
120x120 (48"x48")

---

BRYSTONE IVORY  
120x278 (48"x110") - 120x120 (48"x48")

---



stone effect | brystone ivory



BRYSTONE GREY  
120x120 (48"x48")



CHORUS BEIGE  
120x120 (48"x48") - 60x120 (24"x48")

---



CHORUS BEIGE  
120x120 (48"x48")

---

stone effect | chorus beige

SUITE GREY  
120x120 (48"x48")

---



stone effect | suite grey



SUITE ANTHRACITE  
120x120 (48"x48")

stone effect | suite anthracite



PERCORSI SMART PIETRA DI LAVIS  
120x120 (48"x48") K2 20 mm



PERCORSI SMART PIETRA DI LAVIS  
120x120 (48"x48") K2 20 mm

stone effect | percorsi smart pietra di lavis



PERCORSI SMART PIETRA DI BAGNOLO  
120x120 (48"x48") K2 20 mm

PERCORSI EXTRA PIETRA DI VALS  
120x120 (48"x48") K2 20 mm


---



stone effect | percorsi extra pietra di vals

# wood

EFFECT



BEAT WALNUT  
30x240 (12"x96")

---



wood effect | beat walnut





SOUL GREY  
30x240 (12"x96")

wood effect | soul grey



EVOKE BROWN  
30x240 (12"x96")

---



EVOKE BROWN  
30x240 (12"x96")

---

wood effect | evoke brown

# PLUS

## SPECIFICHE TECNICHE/ TECHNICAL FEATURES

---

**GRES PORCELLANATO TUTTA MASSA UGL**  
*FULL-BODY PORCELAIN UGL*

---

**SPESSORI**  
*THICKNESS*

**6 mm** (120x278)  
**9 mm** (120x240 - 30x240 - 120x120)  
**20 mm** (120x240 K2 - 120x120 K2)

---

**STONALIZZAZIONE**  
*SHADING*




**CLASSIFICAZIONE ANTISDRUCCIOLO**  
*ASSESSMENT OF SLIP RESISTANCE*

**DIN 51130** R9 - R10 - R11  
**DIN 51097** A - A+B - A+B+C  
**COF** Conforme/ *Compliant*  
**DCOF** Conforme/ *Compliant*  
**PENDULUM + 36 PTV 96** 120x120

---

# NOORD



- 120x120 (48"x48") RT 9 mm
- ▲ 120x120 (48"x48") RT **K2** 20 mm

	120x120 (119,5x119,5)* 48"x48"	120x120 48"x48"
working size	1194x1194	1194x1194
	RT	RT
	9 mm	20 mm
<b>NOORD GREY</b>	■	▲
<b>NOORD TAUPE</b>	■	
<b>NOORD GOLD</b>	■	▲
<b>NOORD ANTHRACITE</b>	■	
<b>NOORD WHITE</b>	■	▲


\*Formato nominale / Nominal size

■ Natural R10 | ▲ Grip R11


## 5 COLORI/ COLORS

## EFFETTO CEMENTO/ CONCRETE EFFECT

GREY **V2**




TAUPE **V2**



GOLD **V2**



ANTHRACITE **V2**



WHITE **V2**



specs & tech

# IKON



● 120x278 (48"x110") RT 6 mm    ●■ 120x120 (48"x48") RT 9 mm

	120x278 (119,5x278)* 48"x110"	120x120 (119,5x119,5)* 48"x48"
working size	1194x2778	1194x1194
	RT	RT
	6 mm	9 mm
IKON SKY		●■
IKON GREY	●	●■
IKON BEIGE		●■
IKON SILVER	●	●■
IKON WHITE		●■


\*Formato nominale / Nominal size

● Natural R9 | ■ Grip R10

## 5 COLORI/ COLORS

## EFFETTO CEMENTO/ CONCRETE EFFECT

SKY V2



GREY V2



BEIGE V2



SILVER V2



WHITE V2



specs & tech

# MOOV



● 120x278 (48"x110") RT 6 mm   ● 120x240 (48"x96") RT 9 mm   ●■ 120x120 (48"x48") RT 9 mm  
▲ 120x120 (48"x48") RT **K2** 20 mm

	120x278 (119,5x278)* 48"x110"	120x240 (119,5x239)* 48"x96"	120x120 (119,5x119,5)* 48"x48"	120x120 (119,5x119,5)* 48"x48"
working size	1194x2778	1194x2390	1194x1194	1194x1194
	RT	RT	RT	RT
	6 mm	9 mm	9 mm	<b>K2</b> 20 mm
MOOV IVORY	●	●	●■	
MOOV BEIGE		●	●■	
MOOV MOKA		●	●■	▲
MOOV GREY	●	●	●■	▲
MOOV ANTHRACITE		●	●■	▲

\*Formato nominale / Nominal size

● Natural R9 | ■ Grip R10 | ▲ Grip R11

## 5 COLORI/ COLORS

## EFFETTO CEMENTO/ CONCRETE EFFECT

IVORY **V2**




BEIGE **V2**




MOKA **V2**



GREY **V2**




ANTHRACITE **V2**



specs & tech

# INTERN04



◆ 120x278 (48"x110") RT 6 mm

◆ 120x120 (48"x48") RT 9 mm

	120x278 (119,5x278)* 48"x110"	120x120 (119,5x119,5)* 48"x48"
working size	1194x2778	1194x1194
	RT	RT
	6 mm	9 mm
BRECCIA TORTONA	◆	◆
RENOIR ISOLA	◆	◆
CALACATTA SAN BABILA	◆	◆
CARNICO BRERA	◆	◆
PALLADIANA LIGHT		◆
PALLADIANA DARK		◆


\*Formato nominale / Nominal size

◆ Lappato

## 6 COLORI/ COLORS

## EFFETTO MARMO/ MARBLE EFFECT

BRECCIA TORTONA V2




RENOIR ISOLA V2



CALACATTA SAN BABILA V2




CARNICO BRERA V3



PALLADIANA LIGHT V2



PALLADIANA DARK V2



specs & tech

# ECLECTIC



◆ × 120x278 (48"x110") RT 6 mm    ◆ × 120x120 (48"x48") RT 9 mm

	120x278 (119,5x278)* 48"x110"	120x120 (119,5x119,5)* 48"x48"
working size	1194x2778	1194x1194
	RT	RT
	6 mm	9 mm
ECLECTIC ONIRIC WHITE	◆	◆
ECLECTIC MISTIQ WHITE	◆	◆
ECLECTIC PINSTRIPE DARK	×	×
ECLECTIC PERSIAN GREY	×	×


\*Formato nominale / Nominal size

◆ Lappato | × Silky

## 4 COLORI/ COLORS

## EFFETTO MARMO/ MARBLE EFFECT


ONIRIC WHITE V2




MISTIQ WHITE V2



PINSTRIPE DARK V2




PERSIAN GREY V2



specs & tech



# ELEMENTS LUX



◆ 120x278 (48"x110") RT 6 mm

◆ 120x240 (48"x96") RT 9 mm

◆ 120x120 (48"x48") RT 9 mm

	120x278 (119,5x278)* 48"x110"	120x240 (119,5x239)* 48"x96"	120x120 (119,5x119,5)* 48"x48"
working size	1194x2778	1194x2390	1194x1194
	RT	RT	RT
	6 mm	9 mm	9 mm
EL. LUX CALACATTA	◆	◆	◆
EL. LUX CALACATTA GOLD	◆	◆	◆
EL. LUX LINCOLN		◆	◆
EL. LUX SILVER GREY	◆	◆	◆
EL. LUX PORT LAURENT	◆		
EL. LUX EMPERADOR	◆		

\*Formato nominale / Nominal size

◆ Lappato

## 6 COLORI/ COLORS

## EFFETTO MARMO/ MARBLE EFFECT

CALACATTA V2



CALACATTA GOLD V2




LINCOLN V1




SILVER GREY V2



EMPERADOR V2



PORT LAURENT V2



specs & tech

# ELEMENTS DESIGN



● 120x278 (48"x110") RT 6 mm ● 120x120 (48"x48") RT 9 mm

	120x278 (119,5x278)* 48"x110"	120x120 (119,5x119,5)* 48"x48"
working size	1194x2778	1194x1194
	RT	RT
	6 mm	9 mm
EL. DESIGN WHITE	●	●
EL. DESIGN SILVER		●
EL. DESIGN IVORY		●
EL. DESIGN BEIGE	●	●
EL. DESIGN TAUPE		●
EL. DESIGN GREY	●	●
EL. DESIGN BLACK		●


\*Formato nominale / Nominal size

● Natural R9


## 7 COLORI/ COLORS

EFFETTO RESINA/  
RESIN EFFECT

WHITE V1



SILVER V1




IVORY V1



BEIGE V1




TAUPE V1



GREY V1



BLACK V1



specs & tech

# BRYSTONE



● 120x278 (48"x110") RT 6 mm

● 120x120 (48"x48") RT 9 mm

	120x278 (119,5x278)* 48"x110"	120x120 (119,5x119,5)* 48"x48"
working size	1194x2778	1194x1194
	RT	RT
	6 mm	9 mm
BRYSTONE IVORY	●	●
BRYSTONE GOLD	●	●
BRYSTONE GREY		●
BRYSTONE AVANA		●
BRYSTONE WHITE		●

\*Formato nominale / Nominal size

● Natural R9


## 5 COLORI/ COLORS

## EFFETTO PIETRA/ STONE EFFECT

IVORY V2




GOLD V2



GREY V2




AVANA V2



WHITE V2



# CHORUS



● 120x120 (48"x48") RT 9 mm

working size	120x120 (119,5x119,5)* 48"x48"
	1194x1194
	RT
	9 mm
CHORUS WHITE	●
CHORUS SILVER	●
CHORUS BEIGE	●

\*Formato nominale / Nominal size

● Natural R9

**3**  
COLORI/  
COLORS

EFFETTO PIETRA/  
STONE EFFECT

WHITE **V2**




SILVER **V2**



BEIGE **V2**



# SUITE



● 120x120 (48"x48") RT 9 mm

working size	120x120 (119,5x119,5)* 48"x48"
	1194x1194
	RT
	9 mm
SUITE IVORY	●
SUITE BEIGE	●
SUITE GREY	●
SUITE TAUPE	●
SUITE ANTHRACITE	●

\*Formato nominale / Nominal size

● Natural R9


## 5 COLORI/ COLORS

EFFETTO PIETRA/  
STONE EFFECT

IVORY V2



BEIGE V2



GREY V2



TAUPE V2



ANTHRACITE V2



specs & tech

# PERCORSI SMART



▲ 120x240 (48"x96") RT K2 20 mm    ▲ 30x240 (12"x96") RT K2 20 mm    ▲ 120x120 (48"x48") RT K2 20 mm

	120x240 (119,5x239)* 48"x96"	30x240 (30x239)* 12"x96"	120x120 (119,5x119,5)* 48"x48"
working size	1194x2390	297x2390	1194x1194
	RT	RT	RT
	K2 20 mm	K2 20 mm	K2 20 mm
PER. SMART PIETRA DI BAGNOLO	▲	▲	▲
PER. SMART PIETRA DI BRESSA	▲	▲	▲
PER. SMART PIETRA DI LAVIS	▲	▲	▲


\*Formato nominale / Nominal size

▲ Structured R11


## 3 COLORI/ COLORS

## EFFETTO PIETRA/ STONE EFFECT

PIETRA DI BAGNOLO V2



PIETRA DI BRESSA V3



PIETRA DI LAVIS V4



# PERCORSI EXTRA



▲ 120x240 (48"x96") RT **K2** 20 mm    ▲ 30x240 (12"x96") RT **K2** 20 mm    ▲ 120x120 (48"x48") RT **K2** 20 mm

	120x240 (119,5x239)* 48"x96"	30x240 (30x239)* 12"x96"	120x120 (119,5x119,5)* 48"x48"
working size	1194x2390	297x2390	1194x1194
	RT		RT
	<b>K2</b> 20 mm		<b>K2</b> 20 mm

PER. EXTRA PIETRA DI VALS	▲	▲	▲
PER. EXTRA PIETRA DI BARGE			▲

\*Formato nominale / Nominal size

▲ Structured R11


## 2 COLORI/ COLORS

## EFFETTO PIETRA/ STONE EFFECT


PIETRA DI VALS **V3**



PIETRA DI BARGE **V3**



# BACK



● 120x120 (48"x48") RT 9 mm

working size	120x120 (119,5x119,5)* 48"x48"
	1194x1194
	RT
	9 mm
<b>BACK GREY</b>	●
<b>BACK ANTHRACITE</b>	●

\*Formato nominale / Nominal size

● Natural R9

## 2 COLORI/ COLORS

EFFETTO PIETRA/  
STONE EFFECT

GREY **V2**



ANTHRACITE **V2**





# BEAT



● 30x240 (12"x96") RT 9 mm

working size	30x240 (30x239)* 12"x96"
	297x2390
	RT
	9 mm

BEAT GREY ●

BEAT WALNUT ●


\*Formato nominale / Nominal size

● Natural R9


## 2 COLORI/ COLORS

EFFETTO LEGNO/  
WOOD EFFECT

GREY V2



WALNUT V2



# SOUL



● 30x240 (12"x96") RT 9 mm

working size	30x240 (30x239)* 12"x96"
	297x2390
	RT
	9 mm

SOUL PEARL	●
SOUL GREY	●

\*Formato nominale / Nominal size

● Natural R9

## 2 COLORI/ COLORS

EFFETTO LEGNO/  
WOOD EFFECT

PEARL V2



GREY V2



# EVOKE



● 30x240 (12"x96") RT 9 mm

working size	30x240 (30x239)* 12"x96"
	297x2390
	RT
	9 mm

EVOKE SAND ●

EVOKE BROWN ●

\*Formato nominale / Nominal size

● Natural R9


## 2 COLORI/ COLORS

EFFETTO LEGNO/  
WOOD EFFECT

SAND V2



BROWN V2



	120x278 (119,5x278)* 48"x110"	120x240 (119,5x239)* 48"x96"	30x240 (30x239)* 12"x96"	120x120 (119,5x119,5)* 48"x48"	120x240 (119,5x239)* 48"x96"	120x120 (119,5x119,5)* 48"x48"
	1194x2778	1194x2390	297x2390	1194x1194	1194x2390	1194x1194
	RT	RT	RT	RT	RT	RT
	6 mm	9 mm	9 mm	9 mm	K2 20 mm	K2 20 mm

**CONCRETE EFFECT**

<b>NOORD</b>						
GREY				■		▲
TAUPE				■		
GOLD				■		▲
ANTHRACITE				■		
WHITE				■		▲

<b>IKON</b>						
SKY				● ■		
GREY	●			● ■		
BEIGE				● ■		
SILVER	●			● ■		
WHITE				● ■		

<b>MOOV</b>						
IVORY	●	●		● ■		
BEIGE		●		● ■		
MOKA		●		● ■		▲
GREY	●	●		● ■		▲
ANTHRACITE		●		● ■		▲

**MARBLE EFFECT**

<b>INTERNO4</b>						
BRECCIA TORTONA	◆			◆		
RENOIR ISOLA	◆			◆		
CALACATTA SAN BABILA	◆			◆		
CARNICO BRERA	◆			◆		
PALLADIANA LIGHT				◆		
PALLADIANA DARK				◆		

<b>ECLECTIC</b>						
ONIRIC WHITE	◆			◆		
MISTIQ WHITE	◆			◆		
PINSTRIPED DARK	×			×		
PERSIAN GREY	×			×		

<b>ELEMENTS LUX</b>						
CALACATTA	◆	◆		◆		
CALACATTA GOLD	◆	◆		◆		
LINCOLN		◆		◆		
SILVER GREY	◆	◆		◆		
EMPERADOR	◆					
PORT LAURENT	◆					

**RESIN EFFECT**

<b>ELEMENTS DESIGN</b>						
WHITE	●			●		
SILVER				●		

	120x278 (119,5x278)* 48"x110"	120x240 (119,5x239)* 48"x96"	30x240 (30x239)* 12"x96"	120x120 (119,5x119,5)* 48"x48"	120x240 (119,5x239)* 48"x96"	30x240 (30x239)* 12"x96"	120x120 (119,5x119,5)* 48"x48"
	1194x2778	1194x2390	297x2390	1194x1194	1194x2390	297x2390	1194x1194
	RT	RT	RT	RT	RT	RT	RT
	6 mm	9 mm	9 mm	9 mm	K2 20 mm	K2 20 mm	K2 20 mm

**RESIN EFFECT**

<b>ELEMENTS DESIGN</b>							
IVORY							●
BEIGE	●						●
TAUPE							●
GREY	●						●
BLACK							●

**STONE EFFECT**

<b>BRYSTONE</b>							
IVORY	●						●
GOLD	●						●
GREY							●
AVANA							●
WHITE							●

<b>CHORUS</b>							
WHITE							●
SILVER							●
BEIGE							●

<b>SUITE</b>							
IVORY							●
BEIGE							●
GREY							●
TAUPE							●
ANTHRACITE							●

<b>PERCORSI SMART</b>							
PIETRA DI BAGNOLO					▲	▲	▲
PIETRA DI BRESSA					▲	▲	▲
PIETRA DI LAVIS					▲	▲	▲

<b>PERCORSI EXTRA</b>							
PIETRA DI VALS					▲	▲	▲
PIETRA DI BARGE							▲

**BACK**

GREY							●
ANTHRACITE							●

**WOOD EFFECT**











<b>BEAT</b>							
GREY			●				
WALNUT			●				

**SOUL**

PEARL			●				
GREY			●				

<b>EVOKE</b>							
SAND			●				
BROWN			●				











INFORMAZIONI TECNICHE / TECHNICAL FEATURES

DESCRIZIONE / DESCRIPTION	NORME / REGULATION	REQUISITI PRESCRITTI / REQUIRED VALUES
	EN 14411 - ISO 13006	
 <b>DIMENSIONI RETTIFICATO</b> <small>SIZES RECTIFIED</small>	UNI EN ISO 10545-2	lunghezza-larghezza ±0,3% (±1,0 mm max) <i>length-width</i>
		spessore ±5,0% (±0,5 mm max) <i>thickness</i>
		ortogonalità ±0,3% (±1,5 mm max) <i>rectangularity</i>
		rettilinearità ±0,3% (±0,8 mm max) <i>straightness</i>
		planarità ±0,4% (±1,8 mm max) <i>surface flatness</i>
		qualità superficie ≥95% <i>surface quality</i>
 <b>ASSORBIMENTO ACQUA</b> <small>WATER ABSORPTION</small>	UNI EN ISO 10545-3	≤0,5%
 <b>RESISTENZA A ROTTURA</b> <small>BREAKING STRENGHT</small>	UNI EN ISO 10545-4	R≥35 N/mm <sup>2</sup> S≥700 N (<7,5 mm) S≥1300 N (≥7,5 mm)
 <b>RESISTENZA ABRASIONE PROFONDA (UGL - Matt)</b> <small>DEEP ABRASION RESISTANCE (UGL - Matt)</small>	UNI EN ISO 10545-6	≤175 mm <sup>3</sup>
	 <b>RESIST. ABRASIONE SUPERFICIALE (GL - Lappato)</b> <small>SURFACE ABRASION RESISTANCE (GL - Lappato)</small>	UNI EN ISO 10545-6
 <b>RESISTENZA SHOCK TERMICI</b> <small>THERMAL SHOCK RESISTANCE</small>	UNI EN ISO 10545-9	resistenza / resistant
 <b>RESISTENZA AL GELO</b> <small>FROST RESISTANCE</small>	UNI EN ISO 10545-12	resistenza / resistant
 <b>RESISTENZA CHIMICA</b> <small>CHEMICAL RESISTANCE</small>	UNI EN ISO 10545-13	resistenza / resistant
 <b>RESISTENZA ALLE MACCHIE</b> <small>STAIN RESISTANCE</small>	UNI EN ISO 10545-14	pulibile / cleanable
 <b>CLASSIFICAZIONE ANTISDRUCCIOLO</b> <small>ASSESSMENT OF SLIP RESISTANCE</small>	DIN 51130	R
	DIN 51097	A+B+C
	B.C.R.A. (COF)	>0,40 bagnato / wet
	ANSI A137.1 2012 (DCOF)	>0,42 bagnato / wet
	BS 7976-2:2002 (UK) (Pendulum Test Value)	0-24 scivoloso / slippery 25-35 scivolosità moderata / moderately slippery >36 basso rischio scivolamento / low slipping risk

Piastrelle pressate a secco - Conforme alla norma EN 14411 e ISO 13006 appendice G gruppo B1-a con E ≤0,5%  
 Dry pressed tiles - Compliant with standards EN 14411 and ISO 13006 annex G group B1-a with E ≤0,5%

VALORI / VALUES		VALORI / VALUES		VALORI / VALUES		VALORI / VALUES		VALORI / VALUES	
NOORD		IKON		MOOV		INTERNO4		ECLECTIC	
CONFORME <small>COMPLIANT</small>		CONFORME <small>COMPLIANT</small>		CONFORME <small>COMPLIANT</small>		CONFORME <small>COMPLIANT</small>		CONFORME <small>COMPLIANT</small>	
≤0,1%		≤0,1%		≤0,1%		≤0,1%		≤0,1%	
9 mm	20 mm K2	6 - 9 mm	-	6 - 9 mm	20 mm K2	6 - 9 mm	-	6 - 9 mm	-
CONFORME <small>COMPLIANT</small>	R≥45 N/mm <sup>2</sup> S≥10000 N	CONFORME <small>COMPLIANT</small>	-	CONFORME <small>COMPLIANT</small>	R≥45 N/mm <sup>2</sup> S≥10000 N	CONFORME <small>COMPLIANT</small>	-	CONFORME <small>COMPLIANT</small>	-
≤150 mm <sup>3</sup>		≤150 mm <sup>3</sup>		≤150 mm <sup>3</sup>		≤150 mm <sup>3</sup>		≤150 mm <sup>3</sup>	
-		-		-		-		-	
CONFORME <small>COMPLIANT</small>		CONFORME <small>COMPLIANT</small>		CONFORME <small>COMPLIANT</small>		CONFORME <small>COMPLIANT</small>		CONFORME <small>COMPLIANT</small>	
CONFORME <small>COMPLIANT</small>		CONFORME <small>COMPLIANT</small>		CONFORME <small>COMPLIANT</small>		CONFORME <small>COMPLIANT</small>		CONFORME <small>COMPLIANT</small>	
CONFORME <small>COMPLIANT</small>		CONFORME <small>COMPLIANT</small>		CONFORME <small>COMPLIANT</small>		CONFORME <small>COMPLIANT</small>		CONFORME <small>COMPLIANT</small>	
CONFORME <small>COMPLIANT</small>		CONFORME <small>COMPLIANT</small>		CONFORME <small>COMPLIANT</small>		CONFORME <small>COMPLIANT</small>		CONFORME <small>COMPLIANT</small>	
R10 120x120 R11 120x120 K2		R9 120x278 - 120x120 R10 120x120		R9 120x278 - 120x240 - 120x120 R10 120x120 R11 120x120 K2		- 120x278 Lap. - 120x120 Lap.		- 120x278 Lap. - 120x120 Lap. - 120x278 Silky - 120x120 Silky	
A+B Natural R10 / A+B+C Structured R11		A Natural R9 / A+B Grip R10		A+B Natural R9 / A+B Grip R10 / A+B+C Grip R11		- Lappato		- Lappato / - Silky	
CONFORME <small>COMPLIANT</small>		CONFORME <small>COMPLIANT</small>		CONFORME <small>COMPLIANT</small>		-		-	
CONFORME <small>COMPLIANT</small>		CONFORME <small>COMPLIANT</small>		CONFORME <small>COMPLIANT</small>		-		-	
IN FASE DI TEST <small>TESTING</small>		IN FASE DI TEST <small>TESTING</small>		IN FASE DI TEST <small>TESTING</small>		-		-	

INFORMAZIONI TECNICHE / TECHNICAL FEATURES











DESCRIZIONE / DESCRIPTION	NORME / REGULATION	REQUISITI PRESCRITTI / REQUIRED VALUES
	EN 14411 - ISO 13006	
 <b>DIMENSIONI RETTIFICATO</b> <small>SIZES RECTIFIED</small>	UNI EN ISO 10545-2	lunghezza-larghezza ±0,3% (±1,0 mm max) <i>length-width</i>
		spessore ±5,0% (±0,5 mm max) <i>thickness</i>
		ortogonalità ±0,3% (±1,5 mm max) <i>rectangularity</i>
		rettilinearità ±0,3% (±0,8 mm max) <i>straightness</i>
		planarità ±0,4% (±1,8 mm max) <i>surface flatness</i>
		qualità superficie ≥95% <i>surface quality</i>
 <b>ASSORBIMENTO ACQUA</b> <small>WATER ABSORPTION</small>	UNI EN ISO 10545-3	≤0,5%
 <b>RESISTENZA A ROTTURA</b> <small>BREAKING STRENGHT</small>	UNI EN ISO 10545-4	R≥35 N/mm <sup>2</sup> S≥700 N (<7,5 mm) S≥1300 N (≥7,5 mm)
 <b>RESISTENZA ABRASIONE PROFONDA (UGL - Matt)</b> <small>DEEP ABRASION RESISTANCE (UGL - Matt)</small>	UNI EN ISO 10545-6	≤175 mm <sup>3</sup>
	 <b>RESIST. ABRASIONE SUPERFICIALE (GL - Lappato)</b> <small>SURFACE ABRASION RESISTANCE (GL - Lappato)</small>	UNI EN ISO 10545-6
 <b>RESISTENZA SHOCK TERMICI</b> <small>THERMAL SHOCK RESISTANCE</small>	UNI EN ISO 10545-9	resistenza / <i>resistant</i>
 <b>RESISTENZA AL GELO</b> <small>FROST RESISTANCE</small>	UNI EN ISO 10545-12	resistenza / <i>resistant</i>
 <b>RESISTENZA CHIMICA</b> <small>CHEMICAL RESISTANCE</small>	UNI EN ISO 10545-13	resistenza / <i>resistant</i>
 <b>RESISTENZA ALLE MACCHIE</b> <small>STAIN RESISTANCE</small>	UNI EN ISO 10545-14	pulibile / <i>cleanable</i>
 <b>CLASSIFICAZIONE ANTISDRUCCIOLO</b> <small>ASSESSMENT OF SLIP RESISTANCE</small>	DIN 51130	R
	DIN 51097	A+B+C
	B.C.R.A. (COF)	>0,40 bagnato / <i>wet</i>
	ANSI A137.1 2012 (DCOF)	>0,42 bagnato / <i>wet</i>
	BS 7976-2:2002 (UK) (Pendulum Test Value)	0-24 scivoloso / <i>slippery</i> 25-35 scivolosità moderata / <i>moderately slippery</i> >36 basso rischio scivolamento / <i>low slipping risk</i>

Piastrelle pressate a secco - Conforme alla norma EN 14411 e ISO 13006 appendice G gruppo B1-a con E ≤0,5%  
 Dry pressed tiles - Compliant with standards EN 14411 and ISO 13006 annex G group B1-a with E ≤0,5%

VALORI / VALUES	VALORI / VALUES	VALORI / VALUES	VALORI / VALUES	VALORI / VALUES
ELEMENTS LUX	ELEMENTS DESIGN	BRYSTONE	CHORUS	SUITE
CONFORME <small>COMPLIANT</small>	CONFORME <small>COMPLIANT</small>	CONFORME <small>COMPLIANT</small>	CONFORME <small>COMPLIANT</small>	CONFORME <small>COMPLIANT</small>
≤0,1%	≤0,1%	≤0,1%	≤0,1%	≤0,1%
6 - 9 mm -	6 - 9 mm -	6 - 9 mm -	9 mm -	9 mm -
CONFORME <small>COMPLIANT</small>	CONFORME <small>COMPLIANT</small>	CONFORME <small>COMPLIANT</small>	CONFORME <small>COMPLIANT</small>	CONFORME <small>COMPLIANT</small>
≤150 mm <sup>3</sup>	≤150 mm <sup>3</sup>	≤150 mm <sup>3</sup>	≤150 mm <sup>3</sup>	≤150 mm <sup>3</sup>
-	-	-	-	-
CONFORME <small>COMPLIANT</small>	CONFORME <small>COMPLIANT</small>	CONFORME <small>COMPLIANT</small>	CONFORME <small>COMPLIANT</small>	CONFORME <small>COMPLIANT</small>
CONFORME <small>COMPLIANT</small>	CONFORME <small>COMPLIANT</small>	CONFORME <small>COMPLIANT</small>	CONFORME <small>COMPLIANT</small>	CONFORME <small>COMPLIANT</small>
CONFORME <small>COMPLIANT</small>	CONFORME <small>COMPLIANT</small>	CONFORME <small>COMPLIANT</small>	CONFORME <small>COMPLIANT</small>	CONFORME <small>COMPLIANT</small>
- 120x278 Lap. - 120x240 Lap. - 120x120 Lap.	R9 120x278 - 120x120	R9 120x278 - 120x120	R9 120x120	R9 120x120
- Lappato	A+B Natural R10	- Natural R9	A Natural R9	A Natural R9
-	CONFORME <small>COMPLIANT</small>	CONFORME <small>COMPLIANT</small>	CONFORME <small>COMPLIANT</small>	CONFORME <small>COMPLIANT</small>
-	CONFORME <small>COMPLIANT</small>	CONFORME <small>COMPLIANT</small>	CONFORME <small>COMPLIANT</small>	CONFORME <small>COMPLIANT</small>
-	-	-	-	-

specs & tech

INFORMAZIONI TECNICHE / TECHNICAL FEATURES

DESCRIZIONE / DESCRIPTION	NORME / REGULATION	REQUISITI PRESCRITTI / REQUIRED VALUES
	EN 14411 - ISO 13006	
 <b>DIMENSIONI RETTIFICATO</b> <small>SIZES RECTIFIED</small>	UNI EN ISO 10545-2	lunghezza-larghezza $\pm 0,3\%$ ( $\pm 1,0$ mm max) <i>length-width</i>
		spessore $\pm 5,0\%$ ( $\pm 0,5$ mm max) <i>thickness</i>
		ortogonalità $\pm 0,3\%$ ( $\pm 1,5$ mm max) <i>rectangularity</i>
		rettilinearità $\pm 0,3\%$ ( $\pm 0,8$ mm max) <i>straightness</i>
		planarità $\pm 0,4\%$ ( $\pm 1,8$ mm max) <i>surface flatness</i>
		qualità superficie $\geq 95\%$ <i>surface quality</i>
 <b>ASSORBIMENTO ACQUA</b> <small>WATER ABSORPTION</small>	UNI EN ISO 10545-3	$\leq 0,5\%$
 <b>RESISTENZA A ROTTURA</b> <small>BREAKING STRENGTH</small>	UNI EN ISO 10545-4	$R \geq 35$ N/mm <sup>2</sup> $S \geq 700$ N ( $< 7,5$ mm) $S \geq 1300$ N ( $\geq 7,5$ mm)
 <b>RESISTENZA ABRASIONE PROFONDA (UGL - Matt)</b> <small>DEEP ABRASION RESISTANCE (UGL - Matt)</small>	UNI EN ISO 10545-6	$\leq 175$ mm <sup>3</sup>
 <b>RESIST. ABRASIONE SUPERFICIALE (GL - Lappato)</b> <small>SURFACE ABRASION RESISTANCE (GL - Lappato)</small>	UNI EN ISO 10545-6	dichiarare un valore / <i>declare a value</i>
 <b>RESISTENZA SHOCK TERMICI</b> <small>THERMAL SHOCK RESISTANCE</small>	UNI EN ISO 10545-9	resistenza / <i>resistant</i>
 <b>RESISTENZA AL GELO</b> <small>FROST RESISTANCE</small>	UNI EN ISO 10545-12	resistenza / <i>resistant</i>
 <b>RESISTENZA CHIMICA</b> <small>CHEMICAL RESISTANCE</small>	UNI EN ISO 10545-13	resistenza / <i>resistant</i>
 <b>RESISTENZA ALLE MACCHIE</b> <small>STAIN RESISTANCE</small>	UNI EN ISO 10545-14	pulibile / <i>cleanable</i>
 <b>CLASSIFICAZIONE ANTISDRUCCIOLO</b> <small>ASSESSMENT OF SLIP RESISTANCE</small>	DIN 51130	R
	DIN 51097	A+B+C
	B.C.R.A. (COF)	>0,40 bagnato / <i>wet</i>
	ANSI A137.1 2012 (DCOF)	>0,42 bagnato / <i>wet</i>
	BS 7976-2:2002 (UK) (Pendulum Test Value)	<b>0-24 scivoloso</b> / <i>slippery</i> <b>25-35 scivolosità moderata</b> / <i>moderately slippery</i> <b>&gt;36 basso rischio scivolamento</b> / <i>low slipping risk</i>

Piastrelle pressate a secco - Conforme alla norma EN 14411 e ISO 13006 appendice G gruppo B1-a con E  $\leq 0,5\%$   
 Dry pressed tiles - Compliant with standards EN 14411 and ISO 13006 annex G group B1-a with E  $\leq 0,5\%$

VALORI / VALUES	VALORI / VALUES	VALORI / VALUES	VALORI / VALUES	VALORI / VALUES	VALORI / VALUES
PERCORSI SMART	PERCORSI EXTRA	BACK	BEAT	SOUL	EVOKE
CONFORME <i>COMPLIANT</i>	CONFORME <i>COMPLIANT</i>	CONFORME <i>COMPLIANT</i>	CONFORME <i>COMPLIANT</i>	CONFORME <i>COMPLIANT</i>	CONFORME <i>COMPLIANT</i>
$\leq 0,1\%$	$\leq 0,1\%$	$\leq 0,1\%$	$\leq 0,1\%$	$\leq 0,1\%$	$\leq 0,1\%$
- 20 mm K2	- 20 mm K2	9 mm	- 9 mm	- 9 mm	- 9 mm
- $R \geq 45$ N/mm <sup>2</sup> $S \geq 10000$ N	- $R \geq 45$ N/mm <sup>2</sup> $S \geq 10000$ N	CONFORME <i>COMPLIANT</i>	- CONFORME <i>COMPLIANT</i>	- CONFORME <i>COMPLIANT</i>	- CONFORME <i>COMPLIANT</i>
$\leq 150$ mm <sup>3</sup>	$\leq 150$ mm <sup>3</sup>	$\leq 150$ mm <sup>3</sup>	$\leq 150$ mm <sup>3</sup>	$\leq 150$ mm <sup>3</sup>	$\leq 150$ mm <sup>3</sup>
-	-	-	-	-	-
CONFORME <i>COMPLIANT</i>	CONFORME <i>COMPLIANT</i>	CONFORME <i>COMPLIANT</i>	CONFORME <i>COMPLIANT</i>	CONFORME <i>COMPLIANT</i>	CONFORME <i>COMPLIANT</i>
CONFORME <i>COMPLIANT</i>	CONFORME <i>COMPLIANT</i>	CONFORME <i>COMPLIANT</i>	CONFORME <i>COMPLIANT</i>	CONFORME <i>COMPLIANT</i>	CONFORME <i>COMPLIANT</i>
CONFORME <i>COMPLIANT</i>	CONFORME <i>COMPLIANT</i>	CONFORME <i>COMPLIANT</i>	CONFORME <i>COMPLIANT</i>	CONFORME <i>COMPLIANT</i>	CONFORME <i>COMPLIANT</i>
R11 120x240 K2 - 30x240 K2 - 120x120 K2	R11 120x240 K2 - 30x240 K2 - 120x120 K2	R9 120x120	R9 30x240	R9 30x240	R9 30x240
A+B+C Structured R11	A+B+C Structured R11	A Natural R9	A Natural R9	A Natural R9	A Natural R9
CONFORME <i>COMPLIANT</i>	CONFORME <i>COMPLIANT</i>	CONFORME <i>COMPLIANT</i>	CONFORME <i>COMPLIANT</i>	CONFORME <i>COMPLIANT</i>	CONFORME <i>COMPLIANT</i>
CONFORME <i>COMPLIANT</i>	CONFORME <i>COMPLIANT</i>	CONFORME <i>COMPLIANT</i>	CONFORME <i>COMPLIANT</i>	CONFORME <i>COMPLIANT</i>	CONFORME <i>COMPLIANT</i>
-	-	-	-	-	-



---

**HEADQUARTER** via statale 467, 21  
42013 Casalgrande (RE) - Italy  
**FACTORY** via canale, 67  
42013 Casalgrande (RE) - Italy  
**WAREHOUSE** via dell'industria, 1  
42013 Casalgrande (RE) - Italy

---

**PHONE** +39 0522 997511  
**FAX** +39 0522 997544 (OT) - 545 (IT)  
**ADMIN. FAX** +39 0522 997413

---

[info@keope.com](mailto:info@keope.com)  
[keope.com](http://keope.com)

#### IT\_

Ceramiche Keope raccomanda l'utilizzo delle lastre in spessore 6 mm per le sole applicazioni in ambito residenziale, commerciale a traffico leggero e comunque in contesti ove non vi sia passaggio di carichi puntuali pesanti o transito di carrelli a ruote dure. Oltre all'utilizzo a rivestimento è inoltre possibile posarle su pavimenti preesistenti in marmo, pietra naturale o ceramica, senza la necessità di demolire la pavimentazione sottostante. Per l'applicazione su massetto Ceramiche Keope consiglia l'utilizzo del gres porcellanato in spessore tradizionale.

Ceramiche Keope si riserva la facoltà di apportare variazioni ai prodotti illustrati in questo catalogo per necessità produttive o al fine di migliorarne la qualità. I campioni sono puramente indicativi. Gli imballaggi e pesi riportati possono variare per necessità produttive. Consultare gli uffici commerciali al momento dell'ordine.

Per una posa ad opera d'arte, consultare Consigli di posa, pulizia e manutenzione al link [keope.com](http://keope.com).

#### EN\_

*Ceramiche Keope recommends the use of 6 mm thick tiles only for residential and low traffic commercial applications. These tiles are not recommended for applications involving the transit of heavy loads or hard-wheeled trolleys.*

*6 mm thick tiles can be installed as wall coverings and as floor coverings over existing marble, stone or ceramic floors without having to demolish the previous floor.*

*Ceramiche Keope recommends the use of porcelain tiles of conventional thickness for applications over screed.*

*Ceramiche Keope reserves the right to vary the products illustrated in this catalogue for production purposes or in order to improve quality. Samples are purely indicative. Packaging and weights shown may be varied in line with production requirements. Check with the sales department at the time of order.*

*To ensure a perfect finish, consult the recommendations for laying, cleaning and maintenance available from [keope.com](http://keope.com).*



