



# OUTFIT 2.0

MONOLITHIC OUTDOOR FLOOR

**INTEGRATION BOOK.03**

**STONES**

SLATE

02

QUARTZ

12

WALS

22



**EFFETTO LEGNO**  
WOOD-LIKE EFFECT  
EFFET BOIS  
HOLZOPTIK

DCOF= >0,42  
DIN51097=A+B+C  
DIN51130=R11  
EN1339=U11



**EFFETTO PIETRA**  
STONE-LIKE EFFECT  
EFFET PIERRE  
STEINOPTIK

DCOF= >0,42  
DIN51097=A+B+C  
DIN51130=R11  
EN1339=U11



**EFFETTO CEMENTO**  
CONCRETE-LIKE EFFECT  
EFFET BÉTON  
BETONOPTIK

DCOF= >0,42  
DIN51097=A+B+C  
DIN51130=R11  
EN1339=U11

**PROJECT**

KONKRETE

32

MATERIKA

46

**AVANGUARDIA  
TECNOLOGICA**

**100%  
MADE IN  
ITALY**

NUOVE TECNOLOGIE  
COINVOLGONO L'INTERO  
CICLO PRODUTTIVO,  
UTILIZZANDO LE SOLUZIONI  
PIÙ AVANZATE: DALLA  
PRESSA ALLA DECORAZIONE  
DIGITALE, DAL REPARTO  
TAGLIO E RETTIFICA AL  
PACKAGING FLESSIBILE.

**ADVANCED  
TECHNOLOGY  
MADE ENTIRELY  
IN ITALY**


NEW TECHNOLOGIES  
INVOLVE THE WHOLE  
PRODUCTION CYCLE,  
USING THE MOST  
ADVANCED SOLUTIONS,  
FROM THE PRESS TO  
DIGITAL DECORATION,  
FROM THE CUTTING AND  
GRINDING DEPARTMENT TO  
FLEXIBLE PACKAGING.

**AVANT-GARDE  
TECNOLOGIQUE  
100%  
MADE IN ITALY**

DE NOUVELLES  
TECHNOLOGIES SONT  
APPLIQUÉES À TOUT LE  
CYCLE DE PRODUCTION ET  
UTILISENT LES SOLUTIONS  
LES PLUS AVANCÉES:  
DE LA PRESSE À LA  
DÉCORATION NUMÉRIQUE,  
DE L'ATELIER DE COUPE  
ET DE RECTIFICATION AU  
PACKAGING FLEXIBLE.


**TECHNOLOGISCHE  
AVANTGARDE  
100%  
MADE IN ITALY**

NEUE TECHNOLOGIEN,  
DIE DEN GESAMTEN  
PRODUKTIONSPROZESS  
BETREFFEN UND DABEI DIE  
FORTSCHRITTLICHSTEN  
LÖSUNGEN UMFASSEN:  
VOM PRESSEN BIS HIN ZUR  
DIGITALEN DEKORATION,  
VOM SCHNEIDEN BIS ZUR  
FLEXIBLEN VERPACKUNG.




STONES  
SLATE

GRIGIO



PIOMBO



ANTRACITE





STONES SLATE  
**PIOMBO**

60x120 RETT.  
100x100 RETT.




STONES SLATE  
**ANTRACITE**

100x100 RETT.

STONES SLATE

FORMATI

SIZES  
FORMAT  
PRODUKTFORMAT



100x100 (39<sup>1/4</sup>"x39<sup>1/4</sup>") RETT.  
**XSL10R4** GRIGIO  
**XSL10R44** PIOMBO  
**XSL10R7** ANTRACITE

81



60x120 (23<sup>9/16</sup>"x47<sup>1/8</sup>") RETT.  
**XSL6R4** GRIGIO  
**XSL6R44** PIOMBO  
**XSL6R7** ANTRACITE

81



60x60 (23<sup>9/16</sup>"x23<sup>9/16</sup>") RETT.  
**XSL6R4** GRIGIO  
**XSL6R44** PIOMBO  
**XSL6R7** ANTRACITE


78

COLORI


COLOURS  
COULEURS  
FARBEN



GRIGIO



PIOMBO



ANTRACITE

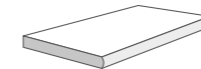
IMBALLI

PACKING  
EMBALLAGE  
VERPACKUNGSEINHEITEN

Formati / Sizes	pcs/box	m <sup>2</sup> /box	kg/box	box/pallet	m <sup>2</sup> /pallet	kg/pallet
100x100 Rett sp. 20mm	1	1,000	45,00	20	20,000	940
60x120 Rett sp. 20mm	1	0,720	32,00	32	23,040	1045
60x60 Rett sp. 20mm	2	0,720	32,90	32	23,040	1069
30x60 Gradone Torato Lineare	3		21,00			
30x60 Gradone Torato angolare DX/SX	3		21,00			
30x60 Gradone Torato angolare Int.	2pz=1CP		15,70			
30x60 Elemento L Costa Retta Lineare	2		15,70			
30x60 Elemento L Angolo DX/SX	2		15,70			

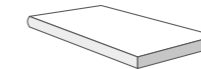
PEZZI SPECIALI

SPECIAL ITEMS  
PIÈCES SPECIALES  
FORMTEILE



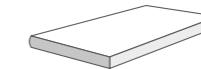
GRADONE TORATO LINEARE  
30x60 (11<sup>3/4</sup>"x23<sup>9/16</sup>")  
**XSL3GL4** GRIGIO  
**XSL3GL44** PIOMBO  
**XSL3GL7** ANTRACITE

70



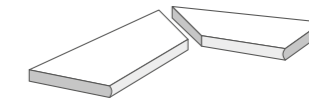
GRADONE TORATO ANG. DX  
30x60 (11<sup>3/4</sup>"x23<sup>9/16</sup>")  
**XSL3AGDX4** GRIGIO  
**XSL3AGDX44** PIOMBO  
**XSL3AGDX7** ANTRACITE

78



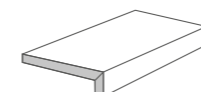
GRADONE TORATO ANG. SX  
30x60 (11<sup>3/4</sup>"x23<sup>9/16</sup>")  
**XSL3AGSX4** GRIGIO  
**XSL3AGSX44** PIOMBO  
**XSL3AGSX7** ANTRACITE

78



GRADONE TORATO ANG. INT.  
30x60 (11<sup>3/4</sup>"x23<sup>9/16</sup>")  
**XSL3AGI4** GRIGIO  
**XSL3AGI44** PIOMBO  
**XSL3AGI7** ANTRACITE

83



ELEMENTO L COSTA RETTA  
LINEARE  
30x60 (11<sup>3/4</sup>"x23<sup>9/16</sup>")  
**XSL3EL4** GRIGIO  
**XSL3EL44** PIOMBO  
**XSL3EL7** ANTRACITE

73



ELEMENTO L ANGOLO DX  
30x60 (11<sup>3/4</sup>"x23<sup>9/16</sup>")  
**XSL3AELDX4** GRIGIO  
**XSL3AELDX44** PIOMBO  
**XSL3AELDX7** ANTRACITE

79




ELEMENTO L ANGOLO SX  
30x60 (11<sup>3/4</sup>"x23<sup>9/16</sup>")  
**XSL3AELSX4** GRIGIO  
**XSL3AELSX44** PIOMBO  
**XSL3AELSX7** ANTRACITE

79



V2



WHITE



GOLD




SILVER

STONES  
QUARTZ







STONES QUARTZ  
**GOLD**

60x120 RETT.  
60x60 RETT.



STONES QUARTZ

FORMATI

SIZES  
FORMAT  
PRODUKTFORMAT




60x120 (23<sup>9</sup>/<sub>16</sub>"x47<sup>1</sup>/<sub>8</sub>" ) RETT.  
XQR62R1 WHITE  
XQR62R2 GOLD  
XQR62R4 SILVER  
**81**



60x60 (23<sup>9</sup>/<sub>16</sub>"x23<sup>9</sup>/<sub>16</sub>" ) RETT.  
XQR60R1 WHITE  
XQR60R2 GOLD  
XQR60R4 SILVER  
**78**

COLORI

COLOURS  
COULEURS  
FARBEN



WHITE

GOLD

SILVER

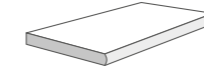
IMBALLI

PACKING  
EMBALLAGE  
VERPACKUNGSEINHEITEN

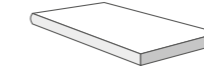
Formati / Sizes	pcs/box	m <sup>2</sup> /box	kg/box	box/pallet	m <sup>2</sup> /pallet	kg/pallet
60x120 Rett sp. 20mm	1	0,720	32,00	32	23,040	1045
60x60 Rett sp. 20mm	2	0,720	32,90	32	23,040	1069
30x60 Gradone Torato Lineare	3		21,00			
30x60 Gradone Torato angolare DX/SX	3		21,00			
30x60 Gradone Torato angolare Int.	2pz=1CP		15,70			
30x60 Elemento L Costa Retta Lineare	2		15,70			
30x60 Elemento L Angolo DX/SX	2		15,70			

PEZZI SPECIALI

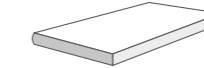
SPECIAL ITEMS  
PIÈCES SPECIALES  
FORMTEILE



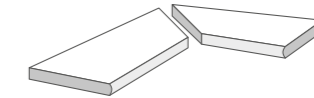
GRADONE TORATO LINEARE  
30x60 (11<sup>3</sup>/<sub>4</sub>"x23<sup>9</sup>/<sub>16</sub>" )  
XQR3GL1 WHITE  
XQR3GL2 GOLD  
XQR3GL4 SILVER  
**70**



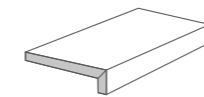
GRADONE TORATO ANG. DX  
30x60 (11<sup>3</sup>/<sub>4</sub>"x23<sup>9</sup>/<sub>16</sub>" )  
XQR3AGDX1 WHITE  
XQR3AGDX2 GOLD  
XQR3AGDX4 SILVER  
**78**



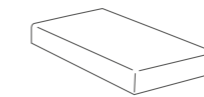
GRADONE TORATO ANG. SX  
30x60 (11<sup>3</sup>/<sub>4</sub>"x23<sup>9</sup>/<sub>16</sub>" )  
XQR3AGSX1 WHITE  
XQR3AGSX2 GOLD  
XQR3AGSX4 SILVER  
**78**



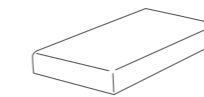
GRADONE TORATO ANG. INT.  
30x60 (11<sup>3</sup>/<sub>4</sub>"x23<sup>9</sup>/<sub>16</sub>" )  
XQR3AGI1 WHITE  
XQR3AGI2 GOLD  
XQR3AGI4 SILVER  
**83**



ELEMENTO L COSTA RETTA  
LINEARE  
30x60 (11<sup>3</sup>/<sub>4</sub>"x23<sup>9</sup>/<sub>16</sub>" )  
XQR3EL1 WHITE  
XQR3EL2 GOLD  
XQR3EL4 SILVER  
**73**





ELEMENTO L ANGOLO DX  
30x60 (11<sup>3</sup>/<sub>4</sub>"x23<sup>9</sup>/<sub>16</sub>" )  
XQR3AELDX1 WHITE  
XQR3AELDX2 GOLD  
XQR3AELDX4 SILVER  
**79**



ELEMENTO L ANGOLO SX  
30x60 (11<sup>3</sup>/<sub>4</sub>"x23<sup>9</sup>/<sub>16</sub>" )  
XQR3AELSX1 WHITE  
XQR3AELSX2 GOLD  
XQR3AELSX4 SILVER  
**79**



V3



STONES  
WALS


BIANCO



BEIGE



GRIGIO



STONES WALS  
**BIANCO**

60x60 RETT.



STONES WALS  
**BEIGE**

60x120 RETT.






STONES  
WALS

FORMATI

SIZES  
FORMAT  
PRODUKTFORMAT



60x120 (23<sup>9</sup>/<sub>16</sub>"x47<sup>1</sup>/<sub>8</sub>" ) RETT.  
XWL62R1 BIANCO  
XWL62R2 BEIGE  
XWL62R4 GRIGIO  
**81**



60x60 (23<sup>9</sup>/<sub>16</sub>"x23<sup>9</sup>/<sub>16</sub>" ) RETT.  
XWL60R1 BIANCO  
XWL60R2 BEIGE  
XWL60R4 GRIGIO  
**78**

COLORI

COLOURS  
COULEURS  
FARBEN



BIANCO

BEIGE

GRIGIO

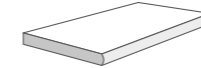
IMBALLI

PACKING  
EMBALLAGE  
VERPACKUNGSEINHEITEN

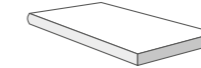
Formati / Sizes	pcs/box	m <sup>2</sup> /box	kg/box	box/pallet	m <sup>2</sup> /pallet	kg/pallet
60x120 Rett sp. 20mm	1	0,720	32,00	32	23,040	1045
60x60 Rett sp. 20mm	2	0,720	32,90	32	23,040	1069
30x60 Gradone Torato Lineare	3		21,00			
30x60 Gradone Torato angolare DX/SX	3		21,00			
30x60 Gradone Torato angolare Int.	2pz=1CP		15,70			
30x60 Elemento L Costa Retta Lineare	2		15,70			
30x60 Elemento L Angolo DX/SX	2		15,70			

PEZZI SPECIALI

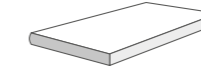
SPECIAL ITEMS  
PIÈCES SPECIALES  
FORMTEILE



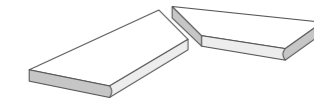
GRADONE TORATO LINEARE  
30x60 (11<sup>3</sup>/<sub>4</sub>"x23<sup>9</sup>/<sub>16</sub>" )  
XWL3GL1 BIANCO  
XWL3GL2 BEIGE  
XWL3GL4 GRIGIO  
**70**



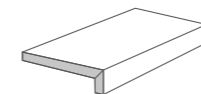
GRADONE TORATO ANG. DX  
30x60 (11<sup>3</sup>/<sub>4</sub>"x23<sup>9</sup>/<sub>16</sub>" )  
XWL3AGDX1 BIANCO  
XWL3AGDX2 BEIGE  
XWL3AGDX4 GRIGIO  
**78**



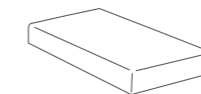
GRADONE TORATO ANG. SX  
30x60 (11<sup>3</sup>/<sub>4</sub>"x23<sup>9</sup>/<sub>16</sub>" )  
XWL3AGSX1 BIANCO  
XWL3AGSX2 BEIGE  
XWL3AGSX4 GRIGIO  
**78**



GRADONE TORATO ANG. INT.  
30x60 (11<sup>3</sup>/<sub>4</sub>"x23<sup>9</sup>/<sub>16</sub>" )  
XWL3AGI1 BIANCO  
XWL3AGI2 BEIGE  
XWL3AGI4 GRIGIO  
**83**



ELEMENTO L COSTA RETTA  
LINEARE  
30x60 (11<sup>3</sup>/<sub>4</sub>"x23<sup>9</sup>/<sub>16</sub>" )  
XWL3EL1 BIANCO  
XWL3EL2 BEIGE  
XWL3EL4 GRIGIO  
**73**



ELEMENTO L ANGOLO DX  
30x60 (11<sup>3</sup>/<sub>4</sub>"x23<sup>9</sup>/<sub>16</sub>" )  
XWL3AELDX1 BIANCO  
XWL3AELDX2 BEIGE  
XWL3AELDX4 GRIGIO  
**79**



ELEMENTO L ANGOLO SX  
30x60 (11<sup>3</sup>/<sub>4</sub>"x23<sup>9</sup>/<sub>16</sub>" )  
XWL3AELSX1 BIANCO  
XWL3AELSX2 BEIGE  
XWL3AELSX4 GRIGIO  
**79**



V2

PROJECT  
KONKRETE

BIANCO

BEIGE

GRIGIO

CENERE

NERO



PROJECT KONKRETE  
**BIANCO**

100x100 RETT.





PROJECT KONKRETE

**GRIGIO**

100x100 RETT.





PROJECT KONKRETE


**NERO**

60x120 RETT.

PROJECT KONKRETE

FORMATI

SIZES  
FORMAT  
PRODUKTFORMAT



100x100 (39<sup>1/4</sup>"x39<sup>1/4</sup>") RETT.  
XKO10R1 BIANCO  
XKO10R2 BEIGE  
XKO10R4 GRIGIO  
XKO10R44 CENERE  
XKO10R7 NERO  
81



60x120 (23<sup>9/16</sup>"x47<sup>1/8</sup>") RETT.  
XKO62R1 BIANCO  
XKO62R2 BEIGE  
XKO62R4 GRIGIO  
XKO62R44 CENERE  
XKO62R7 NERO  
81



60x60 (23<sup>9/16</sup>"x23<sup>9/16</sup>") RETT.  
XKO60R1 BIANCO  
XKO60R2 BEIGE  
XKO60R4 GRIGIO  
XKO60R44 CENERE  
XKO60R7 NERO  
78

COLORI

COLOURS  
COULEURS  
FARBEN



BIANCO BEIGE GRIGIO CENERE NERO

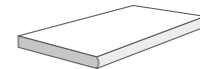
IMBALLI

PACKING  
EMBALLAGE  
VERPACKUNGSEINHEITEN

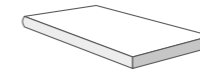
Formati / Sizes	pcs/box	m <sup>2</sup> /box	kg/box	box/pallet	m <sup>2</sup> /pallet	kg/pallet
100x100 Rett sp. 20mm	1	1,000	45,00	20	20,000	940
60x120 Rett sp. 20mm	1	0,720	32,00	32	23,040	1045
60x60 Rett sp. 20mm	2	0,720	32,90	32	23,040	1069
30x60 Gradone Torato Lineare	3		21,00			
30x60 Gradone Torato angolare DX/SX	3		21,00			
30x60 Gradone Torato angolare Int.	2pz=1CP		15,70			
30x60 Elemento L Costa Retta Lineare	2		15,70			
30x60 Elemento L Angolo DX/SX	2		15,70			

PEZZI SPECIALI

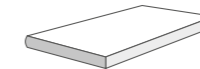
SPECIAL ITEMS  
PIÈCES SPECIALES  
FORMTEILE



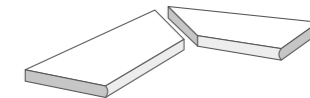
GRADONE TORATO LINEARE  
30x60 (11<sup>3/4</sup>"x23<sup>9/16</sup>")  
XKO3GL1 BIANCO  
XKO3GL2 BEIGE  
XKO3GL4 GRIGIO  
XKO3GL44 CENERE  
XKO3GL7 NERO  
70



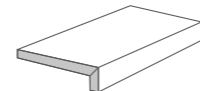
GRADONE TORATO ANG. DX  
30x60 (11<sup>3/4</sup>"x23<sup>9/16</sup>")  
XKO3AGDX1 BIANCO  
XKO3AGDX2 BEIGE  
XKO3AGDX4 GRIGIO  
XKO3AGDX44 CENERE  
XKO3AGDX7 NERO  
78



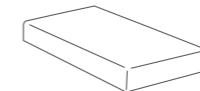
GRADONE TORATO ANG. SX  
30x60 (11<sup>3/4</sup>"x23<sup>9/16</sup>")  
XKO3AGSX1 BIANCO  
XKO3AGSX2 BEIGE  
XKO3AGSX4 GRIGIO  
XKO3AGSX44 CENERE  
XKO3AGSX7 NERO  
78



GRADONE TORATO ANG. INT.  
30x60 (11<sup>3/4</sup>"x23<sup>9/16</sup>")  
XKO3AGI1 BIANCO  
XKO3AGI2 BEIGE  
XKO3AGI4 GRIGIO  
XKO3AGI44 CENERE  
XKO3AGI7 NERO  
83



ELEMENTO L COSTA RETTA LINEARE  
30x60 (11<sup>3/4</sup>"x23<sup>9/16</sup>")  
XKO3EL1 BIANCO  
XKO3EL2 BEIGE  
XKO3EL4 GRIGIO  
XKO3EL44 CENERE  
XKO3EL7 NERO  
73



ELEMENTO L ANGOLO DX  
30x60 (11<sup>3/4</sup>"x23<sup>9/16</sup>")  
XKO3AELDX1 BIANCO  
XKO3AELDX2 BEIGE  
XKO3AELDX4 GRIGIO  
XKO3AELDX44 CENERE  
XKO3AELDX7 NERO  
79




ELEMENTO L ANGOLO SX  
30x60 (11<sup>3/4</sup>"x23<sup>9/16</sup>")  
XKO3AELSX1 BIANCO  
XKO3AELSX2 BEIGE  
XKO3AELSX4 GRIGIO  
XKO3AELSX44 CENERE  
XKO3AELSX7 NERO  
79



V2





BIANCO



BEIGE



GRIGIO



CENERE



NERO


PROJECT  
MATERIKA



PROJECT MATERIKA

**BIANCO**

100x100 RETT.





PROJECT MATERIKA

**GRIGIO**

100x100 RETT.



PROJECT MATERIKA

**CENERE**


100x100 RETT.



PROJECT  
MATERIKA

FORMATI

SIZES  
FORMAT  
PRODUKTFORMAT



100x100 (39 1/4" x 39 1/4") RETT.  
**XMK10R1** BIANCO  
**XMK10R2** BEIGE  
**XMK10R4** GRIGIO  
**XMK10R44** CENERE  
**XMK10R7** NERO  
81

COLORI

COLOURS  
COULEURS  
FARBEN



BIANCO    BEIGE    GRIGIO    CENERE    NERO

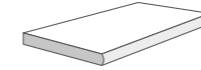
IMBALLI

PACKING  
EMBALLAGE  
VERPACKUNGSEINHEITEN

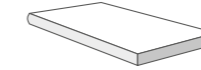
Formati / Sizes	pcs/box	m <sup>2</sup> /box	kg/box	box/pallet	m <sup>2</sup> /pallet	kg/pallet
100x100 Rett sp. 20mm	1	1,000	45,00	20	20,000	940
33x100 Gradone Torato Lineare	2		30,00			
33x100 Gradone Torato angolare DX/SX	2		30,00			
33x100 Gradone Torato angolare Int.	2pz=1CP		30,00			
33x100 Elemento L Costa Retta Lineare	2		30,50			
33x100 Elemento L Angolo DX/SX	2		30,50			

PEZZI SPECIALI

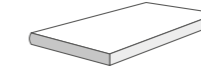
SPECIAL ITEMS  
PIÈCES SPECIALES  
FORMTEILE



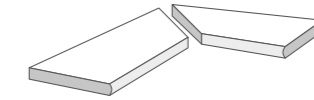
GRADONE TORATO LINEARE  
 33x100 (13 1/8" x 39 1/4")  
**XMK3GL1** BIANCO  
**XMK3GL2** BEIGE  
**XMK3GL4** GRIGIO  
**XMK3GL44** CENERE  
**XMK3GL7** NERO  
83



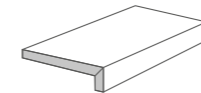
GRADONE TORATO ANG. DX  
 33x100 (13 1/8" x 39 1/4")  
**XMK3AGDX1** BIANCO  
**XMK3AGDX2** BEIGE  
**XMK3AGDX4** GRIGIO  
**XMK3AGDX44** CENERE  
**XMK3AGDX7** NERO  
83



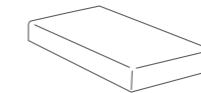
GRADONE TORATO ANG. SX  
 33x100 (13 1/8" x 39 1/4")  
**XMK3AGSX1** BIANCO  
**XMK3AGSX2** BEIGE  
**XMK3AGSX4** GRIGIO  
**XMK3AGSX44** CENERE  
**XMK3AGSX7** NERO  
83



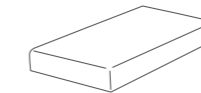
GRADONE TORATO ANG. INT.  
 33x100 (13 1/8" x 39 1/4")  
**XMK3AGI1** BIANCO  
**XMK3AGI2** BEIGE  
**XMK3AGI4** GRIGIO  
**XMK3AGI44** CENERE  
**XMK3AGI7** NERO  
85



ELEMENTO L COSTA RETTA  
 LINEARE  
 33x100 (13 1/8" x 39 1/4")  
**XMK3EL1** BIANCO  
**XMK3EL2** BEIGE  
**XMK3EL4** GRIGIO  
**XMK3EL44** CENERE  
**XMK3EL7** NERO  
83



ELEMENTO L ANGOLO DX  
 33x100 (13 1/8" x 39 1/4")  
**XMK3AELDX1** BIANCO  
**XMK3AELDX2** BEIGE  
**XMK3AELDX4** GRIGIO  
**XMK3AELDX44** CENERE  
**XMK3AELDX7** NERO  
84



ELEMENTO L ANGOLO SX  
 33x100 (13 1/8" x 39 1/4")  
**XMK3AELSX1** BIANCO  
**XMK3AELSX2** BEIGE  
**XMK3AELSX4** GRIGIO  
**XMK3AELSX44** CENERE  
**XMK3AELSX7** NERO  
84



V2

# OUTFIT 2.0



## SERIE & FORMATI

SERIES & SIZES  
SÉRIES & FORMATS  
SERIE UND FORMATE

### SPESORE 20 MM

THICKNESS . EPAISSEUR . STÄRKE

	100x100 (39 <sup>1/4"</sup> x39 <sup>1/4"</sup> )
	60x120 (23 <sup>9/16"</sup> x47 <sup>1/8"</sup> )
	60x60 (23 <sup>9/16"</sup> x23 <sup>9/16"</sup> )

### SPESORE 10 MM

THICKNESS . EPAISSEUR . STÄRKE

	80x160 (31 <sup>7/16"</sup> x62 <sup>15/16"</sup> )
	100x100 (39 <sup>1/4"</sup> x39 <sup>1/4"</sup> )
	60x120 (23 <sup>9/16"</sup> x47 <sup>1/8"</sup> )
	60x60 (23 <sup>9/16"</sup> x23 <sup>9/16"</sup> )
	30x60 (11 <sup>3/4"</sup> x23 <sup>9/16"</sup> )
	45x45 (17 <sup>23/32"</sup> x17 <sup>23/32"</sup> )

	STONES SLATE	STONES QUARTZ	STONES WALS	PROJECT KONKRETE	PROJECT MATERIKA
100x100 (39 <sup>1/4"</sup> x39 <sup>1/4"</sup> )	●			●	●
60x120 (23 <sup>9/16"</sup> x47 <sup>1/8"</sup> )	●	●	●	●	
60x60 (23 <sup>9/16"</sup> x23 <sup>9/16"</sup> )	●	●	●	●	
80x160 (31 <sup>7/16"</sup> x62 <sup>15/16"</sup> )				●	●
100x100 (39 <sup>1/4"</sup> x39 <sup>1/4"</sup> )	●			●	●
60x120 (23 <sup>9/16"</sup> x47 <sup>1/8"</sup> )	●	●	●	●	●
60x60 (23 <sup>9/16"</sup> x23 <sup>9/16"</sup> )	●	●	●	●	●
30x60 (11 <sup>3/4"</sup> x23 <sup>9/16"</sup> )	●	●	●	●	●
45x45 (17 <sup>23/32"</sup> x17 <sup>23/32"</sup> )		●			

## CODICI PREZZO

PRICE CODES  
CODE PRIX  
PREISCODE

	EURO	EURO	EURO	EURO	EURO	EURO	EURO	EURO	EURO	EURO	EURO	EURO	EURO	EURO					
1	1,80	15	7,90	28	12,90	38	17,90	48	26,00	59	36,00	68	50,50	77	73,50	86	215,00	95	695,00
3	3,40	17	8,50	29	13,40	39	18,40	49	27,00	60	37,00	69	53,00	78	86,00	87	265,00	96	760,00
4	4,60	19	9,00	31	14,00	40	19,00	51	28,00	61	38,00	70	54,00	79	97,00	88	320,00	97	810,00
5	5,10	21	9,50	32	14,60	41	19,50	52	29,00	62	39,00	71	56,00	80	118,00	89	380,00	98	860,00
6	5,40	22	10,20	33	15,10	42	20,50	54	30,00	63	40,00	72	57,00	81	129,00	90	430,00	99	920,00
9	5,60	24	10,70	34	15,70	43	21,10	55	31,00	64	41,00	73	59,00	82	139,00	91	485,00	100	970,00
10	6,00	25	11,30	35	16,20	44	21,60	56	32,00	65	43,50	74	63,00	83	150,00	92	530,00	101	1080,00
12	6,80	26	12,00	36	16,70	46	22,80	57	33,00	66	46,50	75	65,00	84	171,00	93	580,00		
14	7,30	27	12,40	37	17,30	47	24,90	58	35,00	67	48,50	76	69,00	85	194,00	94	645,00		



**PREZZO AL MQ**  
PRICE PER SQUARE  
METRE  
PRIX AU M<sup>2</sup>  
PREIS PRO QM



**PREZZO AL PZ**  
PRICE PER PIECE  
PRIX À L'UNITÉ  
STÜCKPREIS



**PREZZO AL ML**  
PRICE PER LINEAR  
METRE  
PRIX AU ML  
PREIS PRO LFM

### INFORMAZIONI SUL PRODOTTO - AVVERTENZE PER IL CONSUMATORE - PULIZIA E MANUTENZIONE

Le nostre piastrelle di gres porcellanato sono ottenute a partire da materie prime di grande potenzialità tecnica. Questa potenzialità viene esaltata attraverso un processo produttivo integrale per massa e superficie dove forma ed estetica sono stabilizzate dalla cottura a temperature che possono superare i 1200 °C. In questo modo la superficie risulta un tutt'uno con la massa arricchendo la forza con l'estetica e la bellezza. Grazie a questo, le superfici naturali delle piastrelle sono stabili e inalterabili rispetto alle sostanze chimiche e macchianti previste dalle normative internazionali più severe. Una manutenzione adeguata, nella frequenza e nella modalità, alla rimozione dello sporco, oltre a garantire l'igiene, ne mantiene il valore estetico e, soprattutto, la funzionalità e la sicurezza: si ricorda che la resistenza allo scivolamento dichiarata è riferita alle superfici nuove e pulite, come prescritto dalle normative. Lo sporco non adeguatamente rimosso può essere, in sé, causa di scivolamenti non attribuibili alle nostre superfici. Analogamente la permanenza di sporco abrasivo non rimosso o prevenuto (ad esempio attraverso dispositivi di pulizia delle suole delle scarpe prima di accedere agli ambienti) può alterare la morfologia della superficie con conseguente decadimento degli originari valori di resistenza dichiarati.

### POSA A COLLA (CARRABILE)

La piastrella è solidale al sottofondo. Il sottofondo è lo strato portante e le sollecitazioni meccaniche sono completamente trasmesse al sottofondo. **Il sottofondo deve assicurare la resistenza ai carichi statici e/o dinamici.**

È provato che la resistenza a flessione o schiacciamento di una piastrella in gres porcellanato è sempre molto superiore a quella di qualunque sottofondo.

Si rammenta in merito alla **resistenza a compressione:**

. \*Miglior calcestruzzo è intorno 45 N/mm<sup>2</sup> (458 Kg/cm<sup>2</sup>)\*

. Gres porcellanato 2CM si attesta a 200 N/mm<sup>2</sup> (2.039 Kg/cm<sup>2</sup>)

Inoltre il **modulo di resistenza a flessione:**

. \*Miglior calcestruzzo è intorno al 6 N/mm<sup>2</sup> (61 Kg/cm<sup>2</sup>)\*

. Gres porcellanato 2CM si attesta a 50 N/mm<sup>2</sup> (509 Kg/cm<sup>2</sup>)

Per prevenire rotture dovute a flessioni anomale sono consigliabili piastrelle quadrate.

La posa ed incollaggio deve essere eseguita a regola d'arte secondo le norme locali.

### POSA RIALZATA PER ESTERNI (NON CARRABILE)

L'intero sistema costituito dagli appoggi e dalla piastrella deve essere calcolato da tecnico idoneo ed abilitato alla progettazione in osservanza delle norme locali in cui viene effettuato il lavoro.

### PRODUCT INFORMATION - IMPORTANT NOTES FOR THE CONSUMER - CLEANING AND CARE

Our porcelain stoneware tiles are made from raw materials of great technical potential. This potential is enhanced by means of a production process where the body and surface of the material are treated in exactly the same way, where the tile's shape and appearance are rendered permanent by firing at temperatures which may even exceed 1200 °C. This ensures that the surface and body of the tile become one, adding style and beauty to its intrinsic strength. Consequently, tiles' natural surfaces are stable against and unaffected by the chemicals and staining substances specified by the toughest international standards. Maintenance performed at frequencies and by methods which effectively remove dirt will not only ensure hygiene but also conserve the material's beauty and, above all, its functional and safety characteristics: remember that the antislip properties declared refer to clean, new surfaces, as required by the standards. Inadequately removed dirt can, in itself, cause slipping unrelated to the properties of our coverings. Similarly, failure to remove or prevent abrasive dirt (e.g. by means of devices for cleaning the soles of shoes before coming indoors) may modify the structure of surfaces, reducing antislip properties below the values originally declared.

### LAYING WITH ADHESIVE (DRIVE-OVER)

The tile is rigidly bonded to the substrate. The substrate is the load-bearing layer and all mechanical stresses are transmitted to it. **The substrate must be designed to withstand the static and/or dynamic loads.** It has been proven that the bending and/or compressive strength of a porcelain stoneware tile is always much greater than that of any substrate.

Remember that **with regard to compressive strength:**

. \*The best concrete is around 45 N/mm<sup>2</sup> (458 Kg/cm<sup>2</sup>)\*

. For 2 CM porcelain stoneware this is around 200 N/mm<sup>2</sup> (2,039 Kg/cm<sup>2</sup>)

In addition, **for bending strength:**

. \*The best concrete is around 6 N/mm<sup>2</sup> (61 Kg/cm<sup>2</sup>)\*

. For 2 CM porcelain stoneware this is around 50 N/mm<sup>2</sup> (509 Kg/cm<sup>2</sup>).

To prevent breakages due to abnormal bending, square tiles are recommended.

Tiles must be installed and glued in accordance with good practice, depending on the local standards.

### INSTALLATION AS AN OUTDOOR RAISED PAVING (NOT DRIVE-OVER!)

The entire system, consisting of the supporting structures and the tile, must be designed by a qualified engineer in accordance with the local regulations in force in the place of installation.

# OUTFIT 2.0

MONOLITHIC OUTDOOR FLOOR

Marketing: CERAMICHE CASTELVETRO  
Project: REALITY STUDIO





**Ceramiche CCV Castelvetro S.p.A.**

Strada Statale 569, 173  
41014 Solignano (Mo) ITALY  
Tel. +39 059 778511  
Fax: It. +39 059 778571  
Fax: Export +39 059 778523  
[info@castelvetro.it](mailto:info@castelvetro.it)  
[www.castelvetro.it](http://www.castelvetro.it)